



Concept Statement:

The Mack Co-Operative is focused around the philosophy of giving veterans a stable short-term home while improving their mood and behavior to flourish in society. The Co-Operative features the Still Serving Cafe which is an instrumental tool to get residents exposed to the public while becoming more employable. Veterans occupy roles within the cafe in order to operate the business on a daily basis and sustain the edible garden. In addition to the cafe, the co-op features a computer lab, fitness center, and counseling offices. The 80 veteran residents also have access to amenities such as a market, salon, and garden.

Evidence-Based Design: Reduce Depression

The overarching problem for the residents:

20 percent of the vets who served in either Iraq or Afghanistan suffer from either major depression or post-traumatic stress disorder. 1 in 3 Veterans visiting primary care clinics had symptoms of depression. 20 veterans die each day to suicide

Solution: Face-to-face socializing reduces depression risks.

Implementation: Centrally located social gathering spaces connected by a communication stair throughout every floor. Still Serving Cafe gives residents opportunity to socialize with the public and give sense of being.

Solution: Biophilia is one important factor that will impact the health of our nation.

Implementation: The central courtyard features a greenery with a pond and fountain in order to appeal to resident's senses with nature. Open to below areas trace back to biophilic instincts of heights/overseeing. Full glass walls are paired with lookout balconies in order to further bring nature into the interior.

Solution: Depression and anxiety symptoms often improve with exercise.

Implementation: A fitness center houses cardio, strength training, and yoga equipment for residents to utilize for informal personal therapy. The courtyard features a yoga patio and walking path that is emulated in shelter's circulation ring that extends out to the site.

Preliminary work opportunity




Central gathering spaces



Socialization through fitness



Home for the Homeless - xystudio




Design Features:

While the shelter was built in 2019, the old school brick facade makes the building seem less modern and more inviting to older generations and less foreign. The use of brick gives texture and a tactile feel on a human scale versus typical large panels of concrete.



Aesthetics:

Instead of an intimidating high-rise structure the Home for the Homeless takes on a long and low profile. This form is also influenced by the long flatlands of the surrounding environment.



Identity:

The shelter is unassuming and understated both inside and out. From the public's perspective the shelter does not advertise nor communicate that it is a homeless shelter. The entrance to the Home for the Homeless is similarly unmarked and does not call attention to itself.




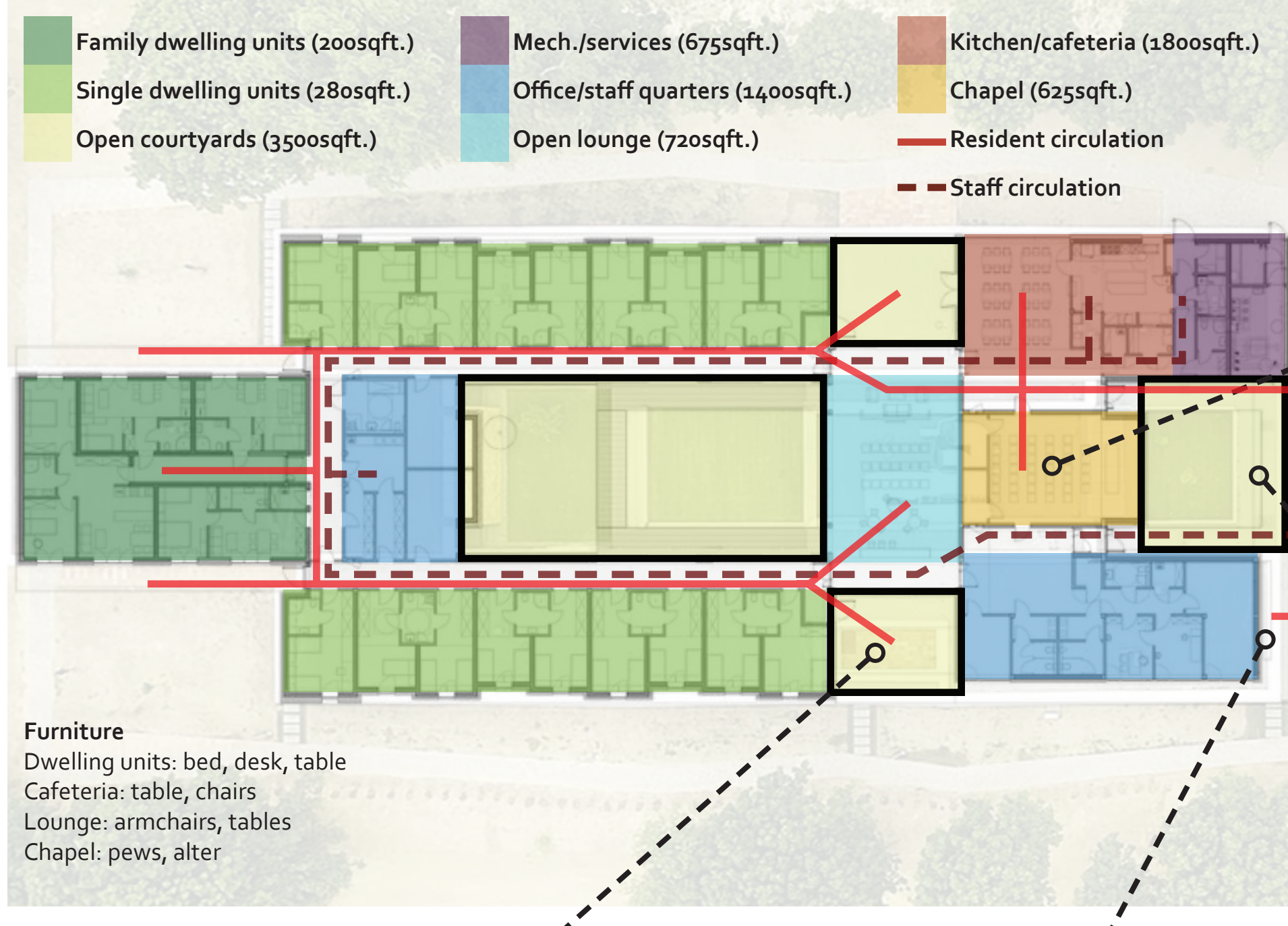
Signature Design Feature:

The shelter features a low sloped roof with large overhangs. These overhangs are incorporated throughout the design to introduce shading and creating an extension of the building to encourage residents to go outside their unit. The overhang creates an unenclosed living space.




Ref.: Home for The Homeless / xystudio (2020, January 1). In Archdaily. | Home for the Homeless Jankowice (n.d.). In xystudio.

Home for the Homeless - xystudio



Centrally located chapel



Front entry courtyard and roof overhang



Private side courtyard and roof overhang



Solid wood bench (large enough for socialization)

La Casa - Studio Twenty Seven



Design Features:

La Casa features an exposed structural system that acts as a design feature. The brightly painted support columns are pushed to edge of the interior curtain wall to draw the pedestrian's eye inward to the shelter. The shelter is overall very inviting and open to the public.




Aesthetics:

The exterior and interior design strongly communicate with one another. Extensive use of wood cladding is used on both the outside and inside of the building. The overall design is very bright, light, and clean while still feeling warm and comfortable for residents.



Identity:

Sightlines extend from La Casa to the metro station, and the building and its residents is reflected in the circulation of riders. The building's 7 stories make the transition from the 9 story buildings that face the street to the lower 4 story buildings at the opposite end of the neighborhood.



Signature Design Feature:

The facade reflect the vibrant activity of this urban face along the street. The solid-void pattern of the facade mimics the adjacent multifamily residential buildings to achieve a contextual scale, and further refine the texture while providing equal amounts of glazing for each unit.



Ref.: "La Casa' Permanent Supportive Housing / Studio Twenty Seven Architecture + Leo A Daly." Archdaily, 15 Jan. 2012.
"La Casa Supportive Housing." Studio Twenty Seven Architecture.



Concept

"La Casa" project will provide permanent, supportive housing for forty men. Each living unit is designed as a single-person efficiency that will provide stability and predictability for the tenants as they immerse themselves in day to day living.

Dwelling Unit Interiors:

Unit interiors are designed for space efficiency and durability. Inspired by more costly studio loft apartments, each dwelling unit provides floor-to-ceiling operable windows for natural daylighting and ventilation. The units offer functional simplicity, coupling a hybrid living, eating, and kitchen space with a sleeping niche. Warm and durable flooring of exposed concrete and bamboo complements crisp white walls and a refined gray kitchen. Countertops are made by Alkemi, comprised of shredded, recycled aluminum cans floating in resin. The bathrooms are finished in ceramic tile, with industrial fixtures. Each unit is fully ADA compliant.




FIRST FLOOR PLAN



SECOND FLOOR PLAN



TYPICAL 3-7 FLOOR PLAN



- 1 Lobby (325sqft.)
- 2 Office (360sqft.)
- 3 Dwelling Unit (170sqft.)
- 4 Storage (200sqft.)
- 5 Restroom (150sqft.)
- 6 Bike Storage (320sqft.)
- 7 Mailroom (70sqft.)
- 8 Loading Dock (200sqft.)
- 9.Trash (50sqft.)
- 10 Community Room (325sqft.)
- 11 Courtyard (350sqft.)
- 12 Mezzanine

Roger - 63
Resident



Background: fought in the Vietnam war

Ethnicity: African American

Physical Limitations: ambulatory, self-care, and independent living difficulty from losing his left leg and is wheelchair bound. Given his frail age, he is very dependent on help from a caregiver to get around.

Physiological Limitations: suffers from post-traumatic stress disorder from a traumatic limb amputation during battle. Also is seriously depressed.

Substance Abuse: suffers from alcohol dependence syndrome.

Cultural Expectations: he does not consider himself to be a religious person.

Victoria - 41
Resident



Background: fought in the Afghanistan war

Ethnicity: Jewish

Physical Limitations: suffers from intense, recurring Migraines. Often causes her to lock herself in a dark room with no sound. Also has poor vision, having serious difficulty seeing, even with glasses.

Physiological Limitations: suffers from cognitive difficulty, where she has a hard time remembering and concentrating.

Substance Abuse: no

Cultural Expectations: prays facing Eastward toward Jerusalem, also is uncomfortable praying with men. Wishes to commemorate the Sabbath with a Friday night meal.

Muhammad- 34
Resident



Background: fought in the Afghanistan war

Ethnicity: Muslim

Physical Limitations: hearing difficulty due to from bilateral hearing loss and tinnitus from constantly being around loud aircrafts.

Physiological Limitations: suffers from serious depression and is having a hard time fitting into society.

Substance Abuse: suffers from substance abuse disorder by abusing prescription medication. Also depends heavily on alcohol to get through the day.

Cultural Expectations: extremely devoted to his religion he prays towards Mecca and requires a clean place to carryout Salat with extra elbow room for kneeling.

Bennett - 31
Staff



Background: full time staff at the shelter and loves being able to help people through his compassion.

Ethnicity: White

Training: trained in mental health first aid. Also studying to earn his master's PhD in psychology.

Typical Day:
8am- arrive to work
9am- gather residents for breakfast and distribute any medication
10am- one on one sessions with residents
12pm- lunch break
1pm- library field trip and resume workshop in the career services section computer lab
5pm- leave work

Environmental Factors

Physical environmental factors contributing to mental illness are those that have the power to affect a person's biology or neurochemistry, and increase chances of developing a disorder.

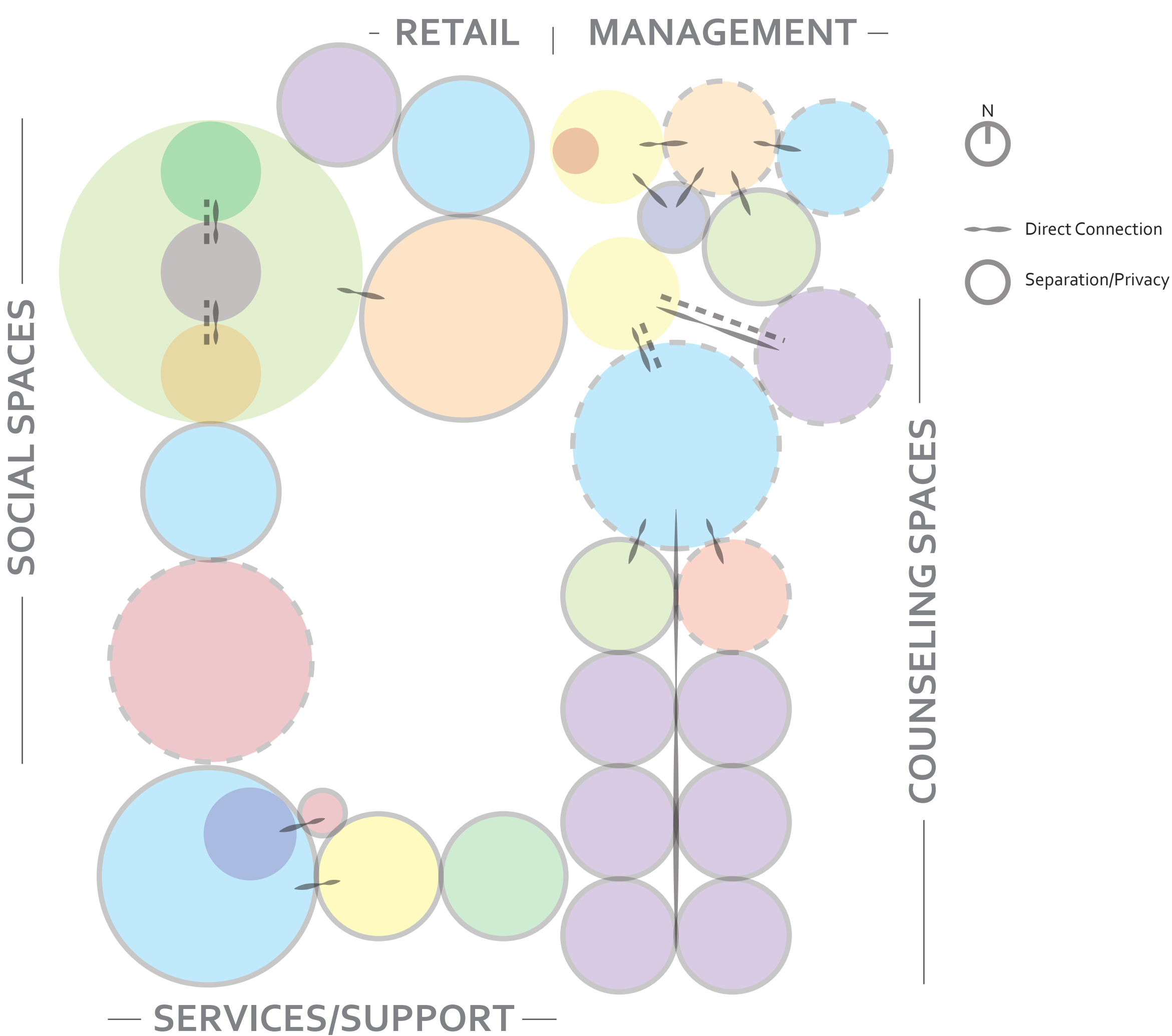
Social environmental factors refer to socioeconomic, racial and ethnic, and relational conditions that may influence a person's ability to cope with stress.

Seasonal affective disorder (SAD): A lack of natural light can kickstart a deep depression. Bad lighting can also make it harder to sleep at night, damaging your long-term mental health.

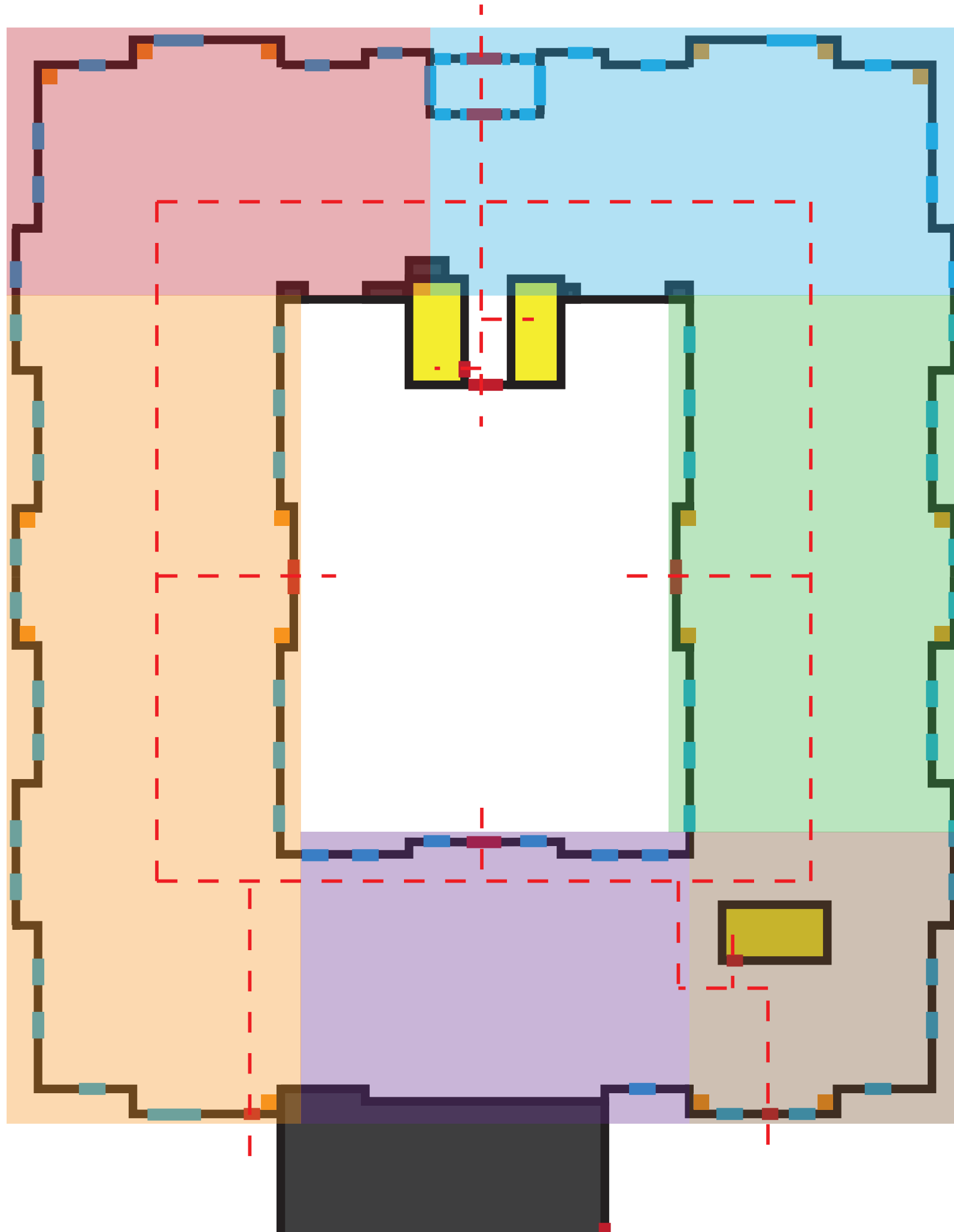
Bubbles Clusters



Bubble Composition



Main Flr. Block opt.1



Ground Floor: 22,571sq.ft.
Courtyard: 6,027sq.ft.

- On-Site Management
- Counseling Offices
- Services/Support
- Social Spaces
- Retail
- Private Mtg. Rooms

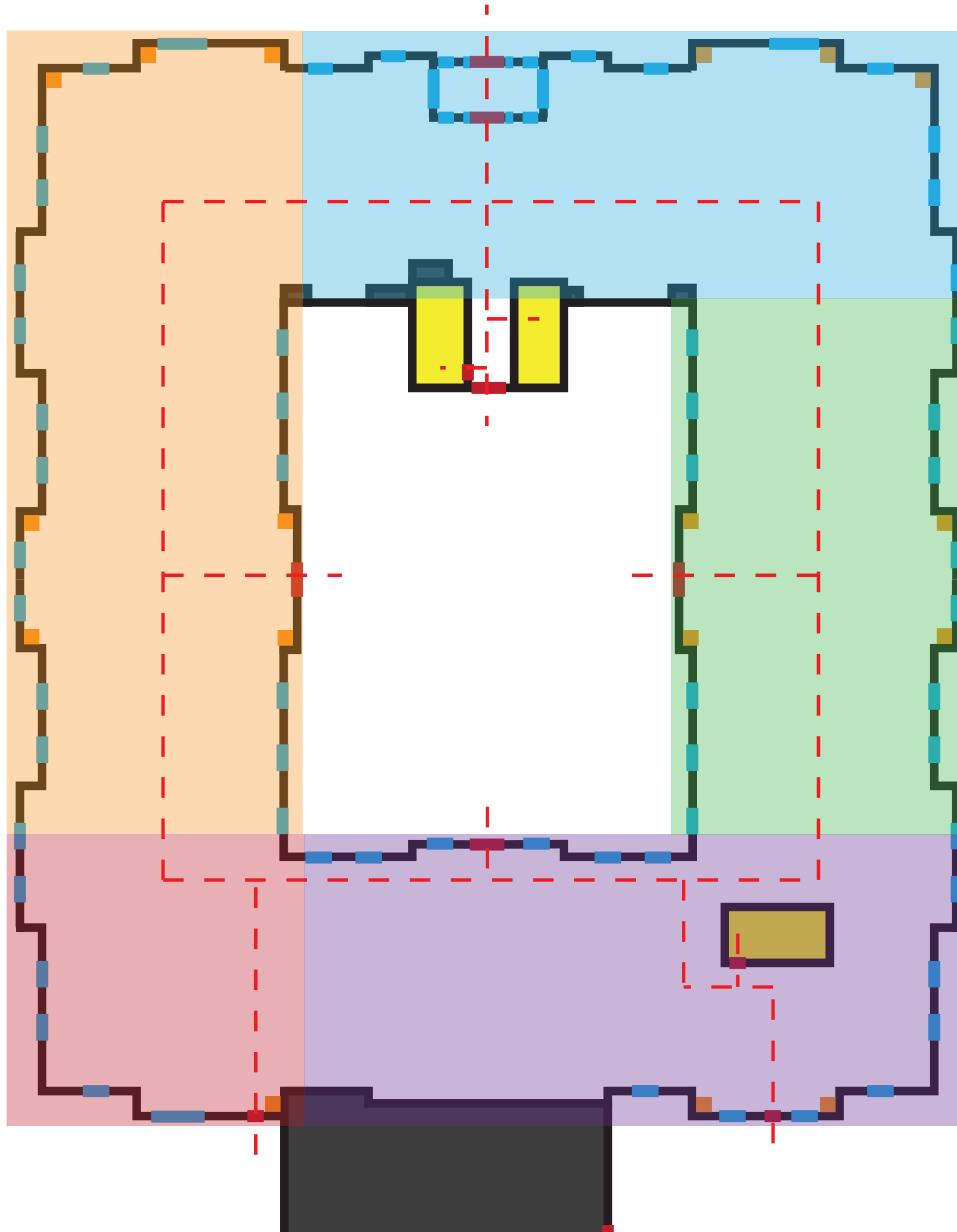
Pros:

- Retail easy access off entrance
- Offices at entrance
- Services/supply at rear of building

Cons:

- Retail not near services/supply
- One large social space
- Private meeting rooms near services/supply

Main Flr. Block opt.2



Ground Floor: 22,571sq.ft.
Courtyard: 6,027sq.ft.

- On-Site Management
- Counseling Offices
- Services/Support
- Social Spaces
- Retail

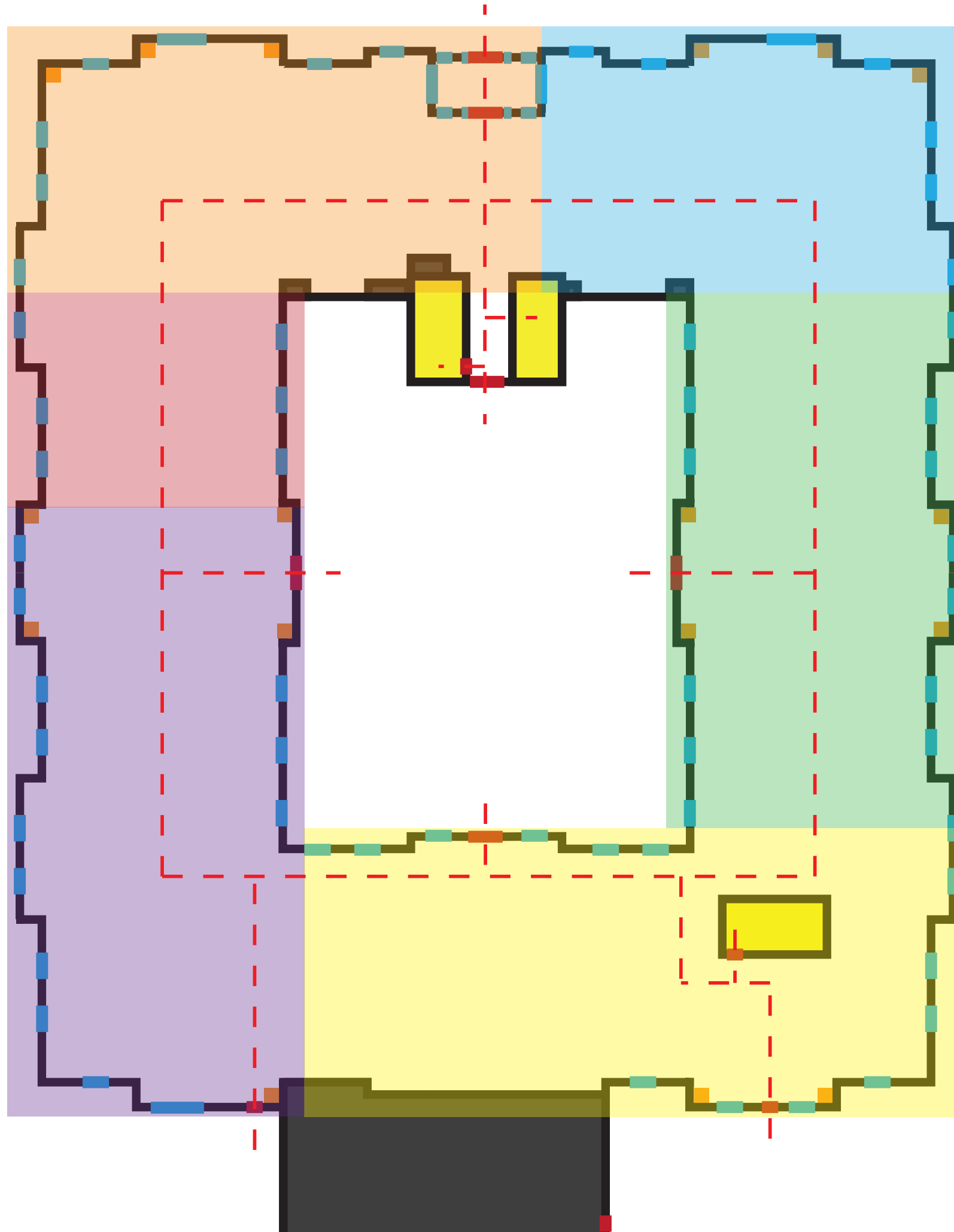
Pros:

- Offices at entrance
- Services/supply at rear of building

Cons:

- Retail hidden at rear of building
- Social spaces too exposed

Main Flr. Blocks opt.3



Ground Floor: 22,571sq.ft.
Courtyard: 6,027sq.ft.

- On-Site Management
- Counseling Offices
- Services/Support
- Social Space
- Retail
- Residences

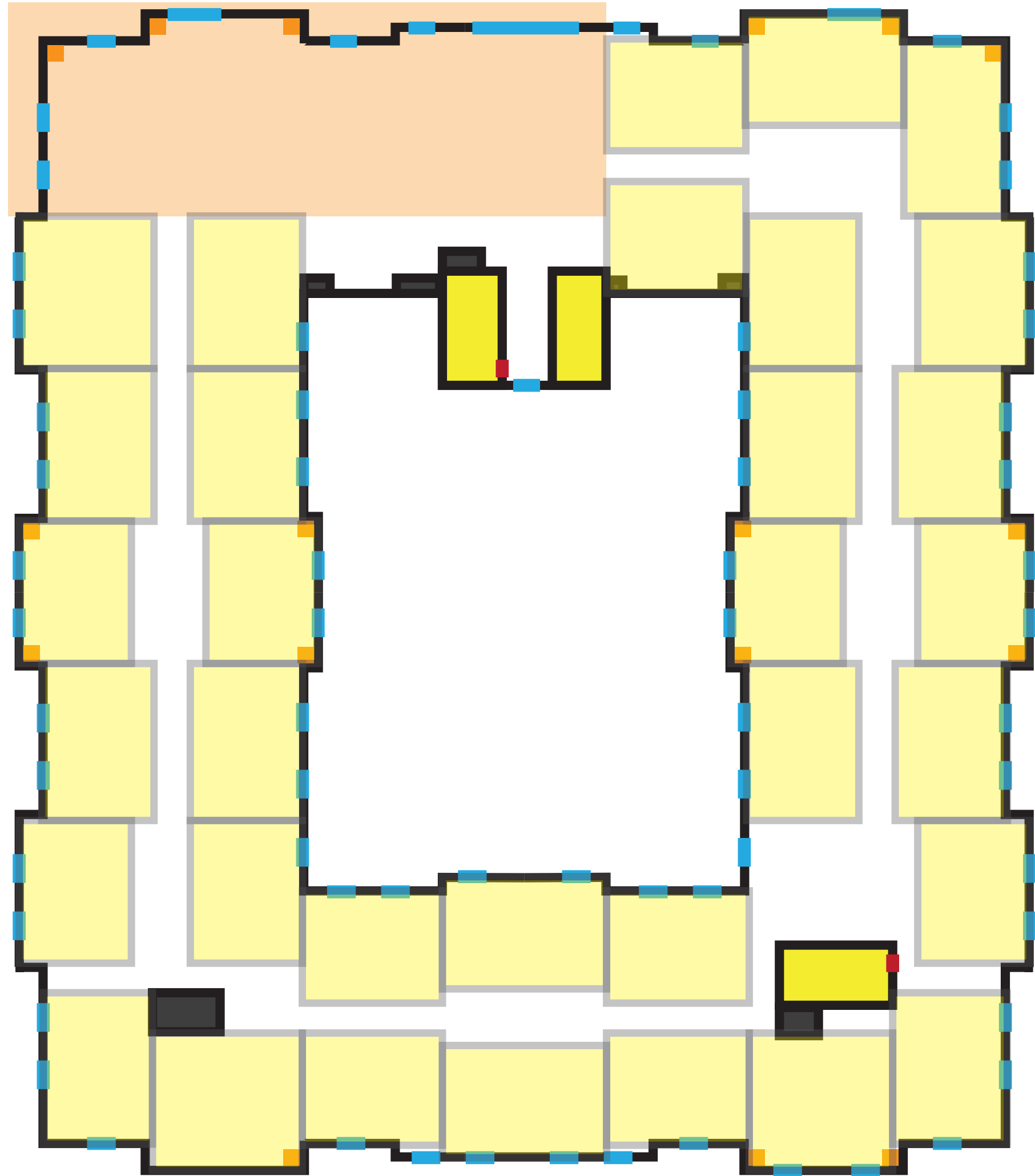
Pros:

- Allows residences on ground floor
- Offices at entrance
- Open social space to entrances
- Retail and service/supply adjacent

Cons:

- Residences near services/supply
- Social spaces too exposed

Upper Flrs. Blocks opt.1



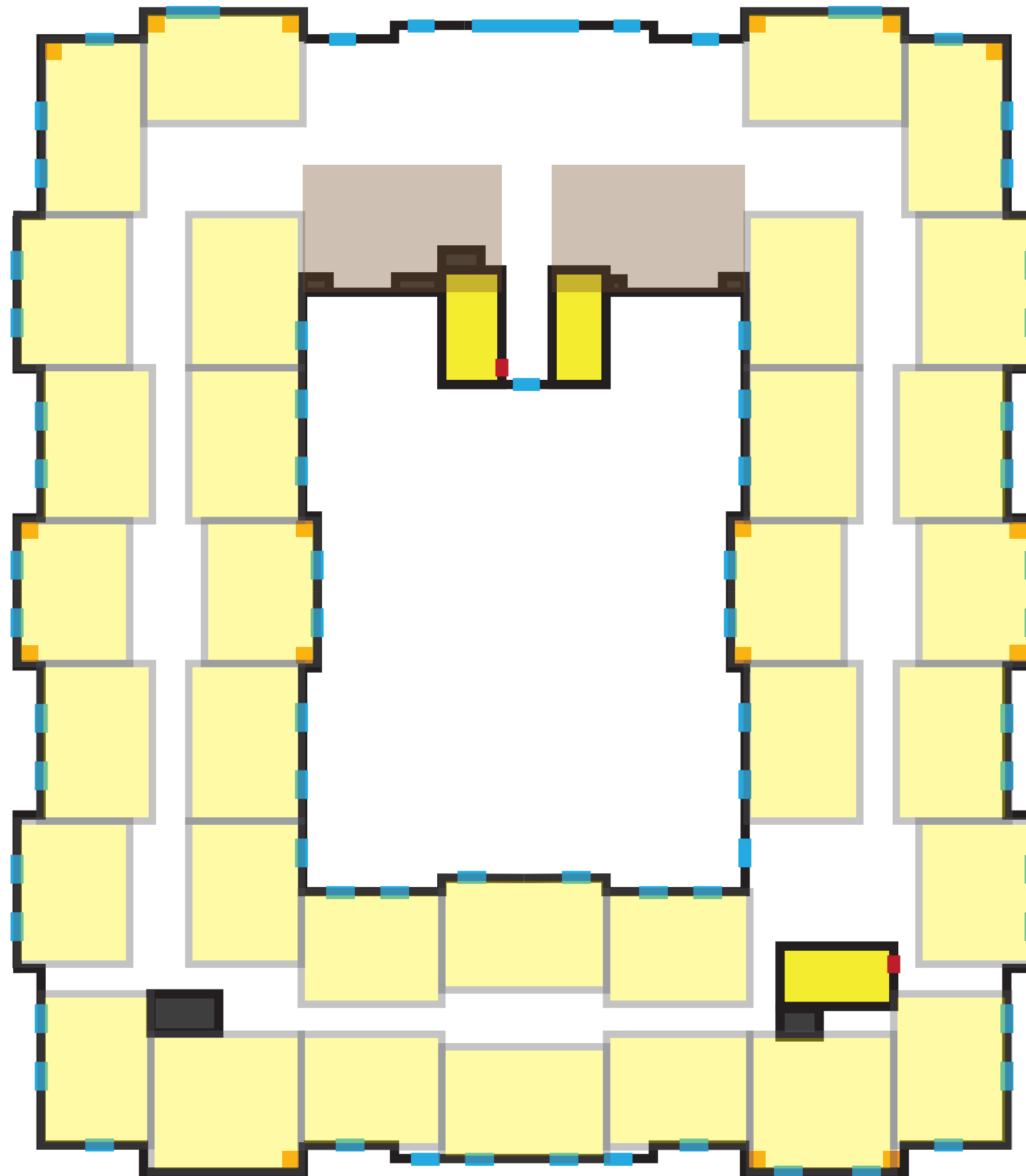
Upper Floor: 22,590sq.ft.

Residences (33/floor @400sqft/unit)

Social Space

- Pros:
- Social space on every floor
 - More opportunities for daylight
- Cons:
- Private meeting rooms not nearby

Upper Flrs. Blocks opt.2



Upper Floor: 22,590sq.ft.

 Residences (33/floor @400sqft/unit)

 Private Mtg. Rooms

Pros:

- Private meeting rooms scattered to be more accessible

Cons:

- Less daylight opportunities
- Long corridors

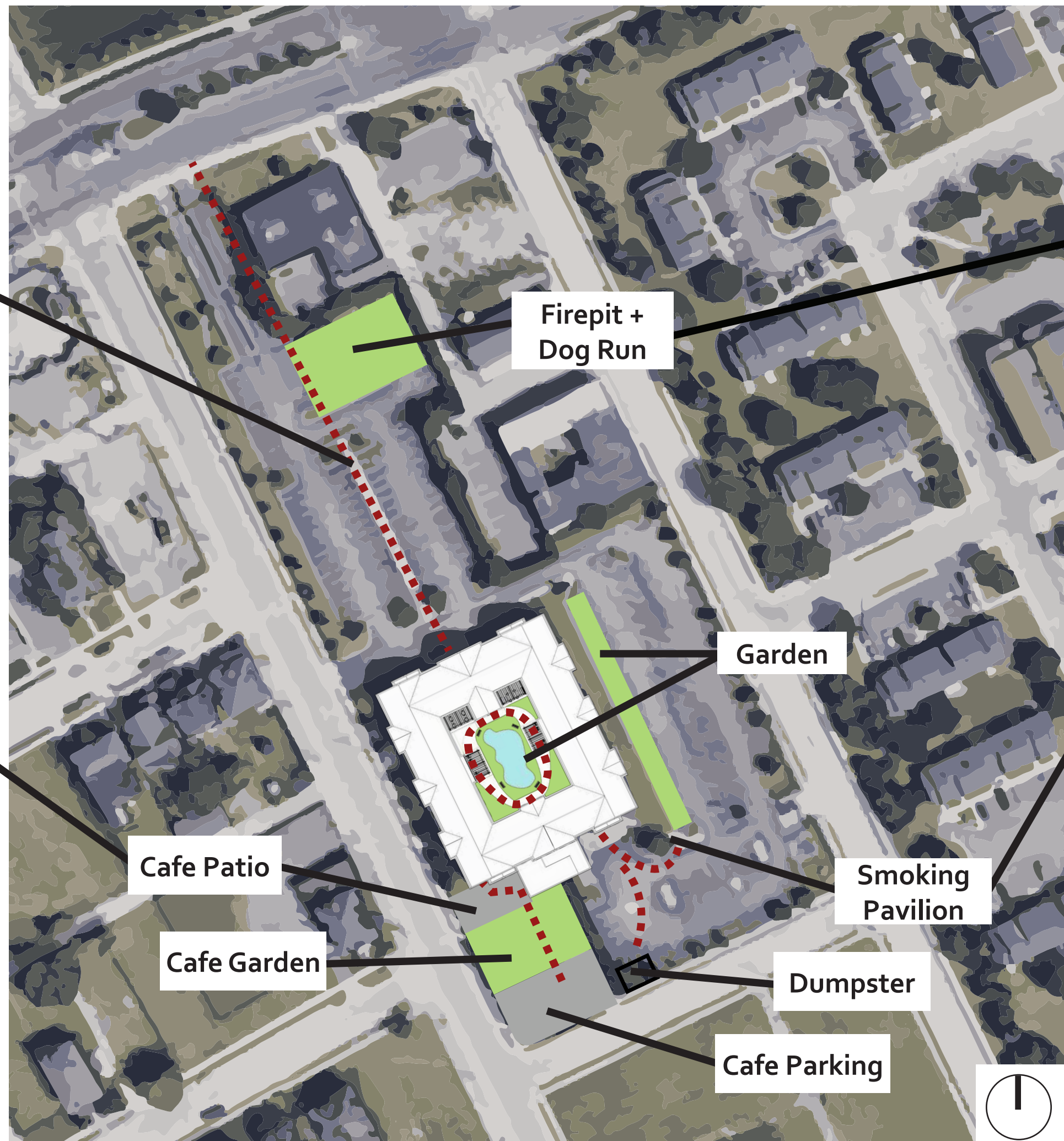
Site Plan



Sidewalk incorporated into parking media for safe circulation through site



Open Modern Privacy/Security Fence around Perimeter of Cafe Garden



Firepit + Dog Run

Garden

Cafe Patio

Cafe Garden

Smoking Pavilion

Dumpster

Cafe Parking

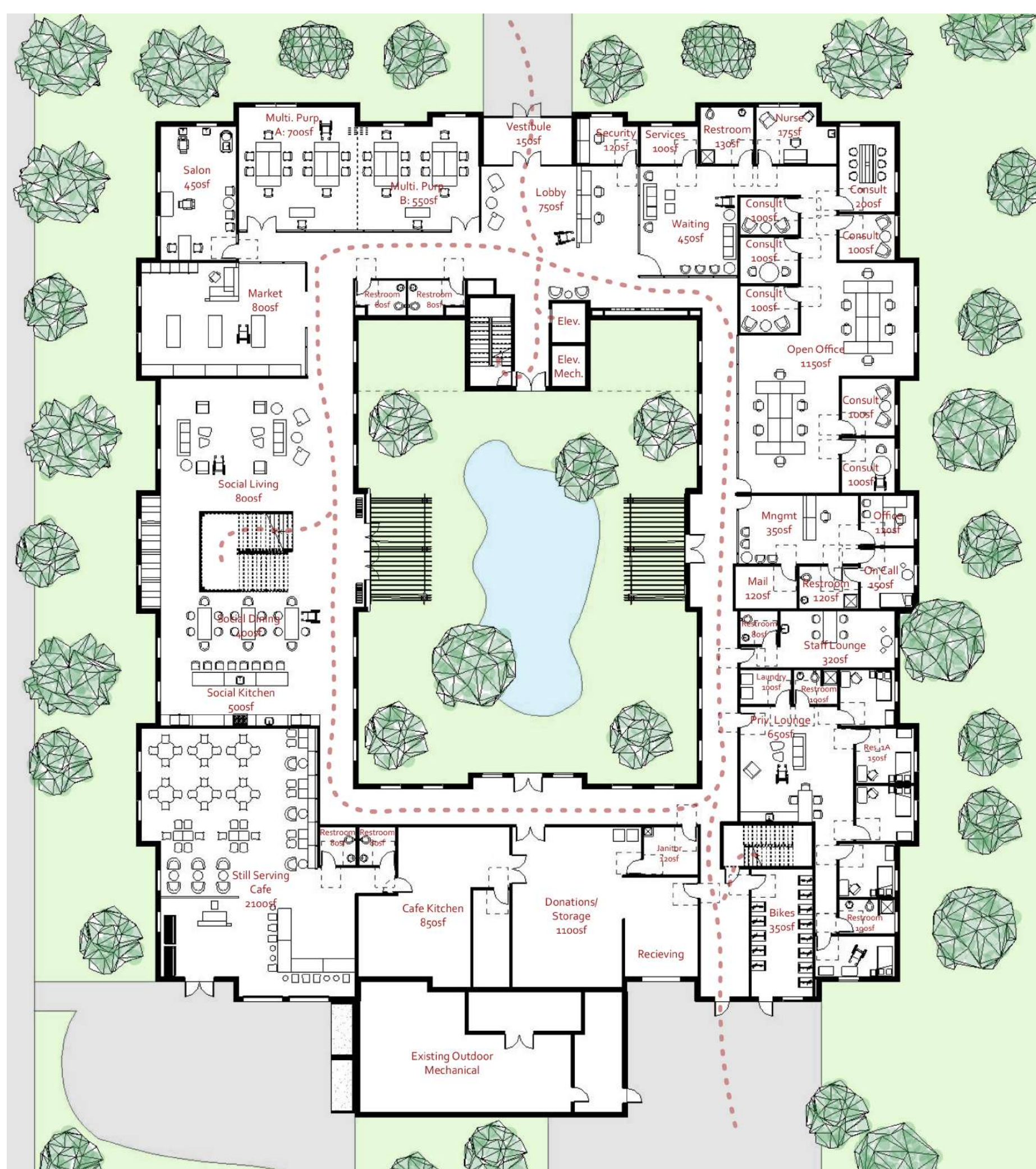


Firepit with Landscape Forms Silla Chair

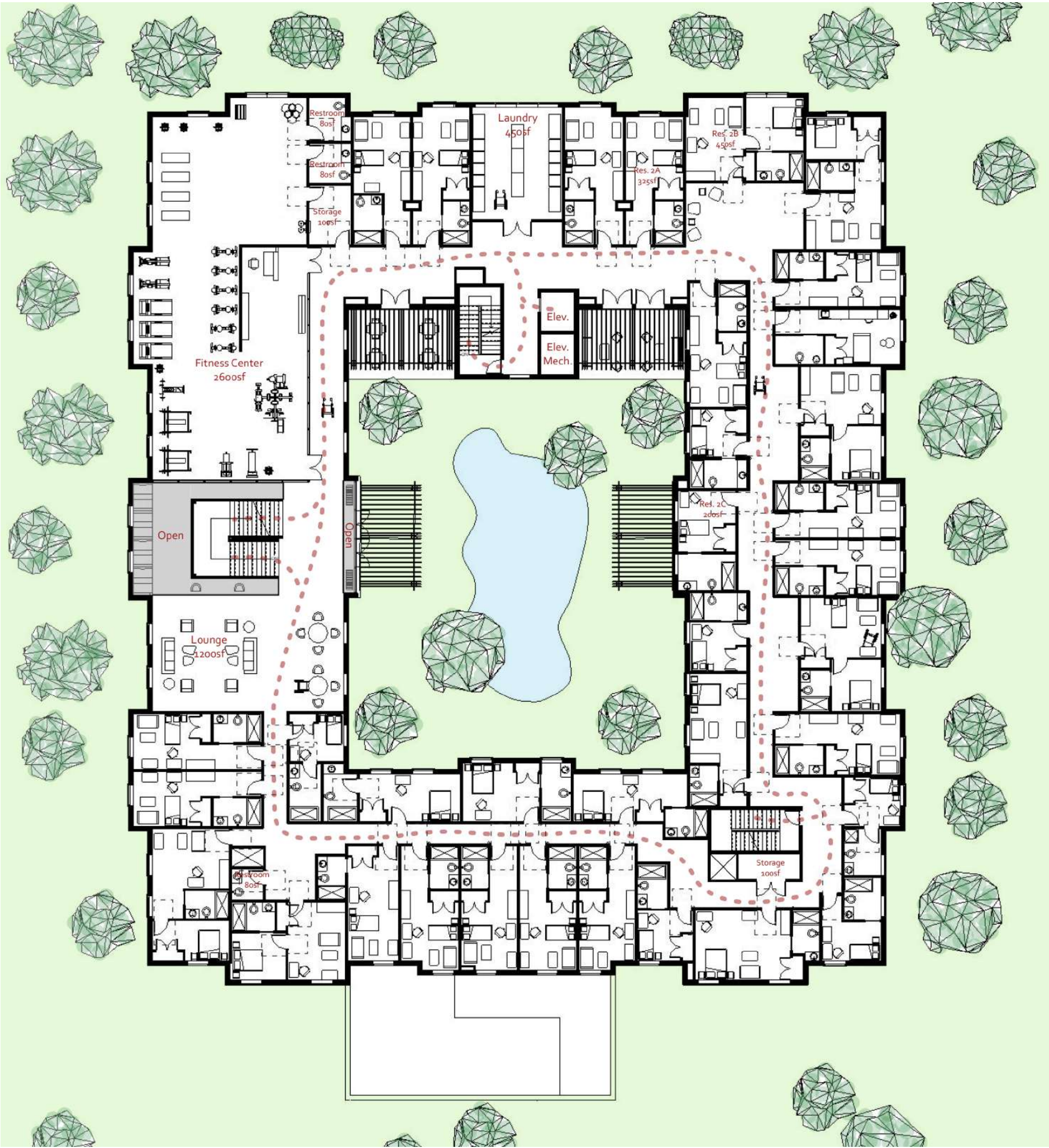


Gianni Botsford Architects Translucent-Concrete Smoking Pavilion

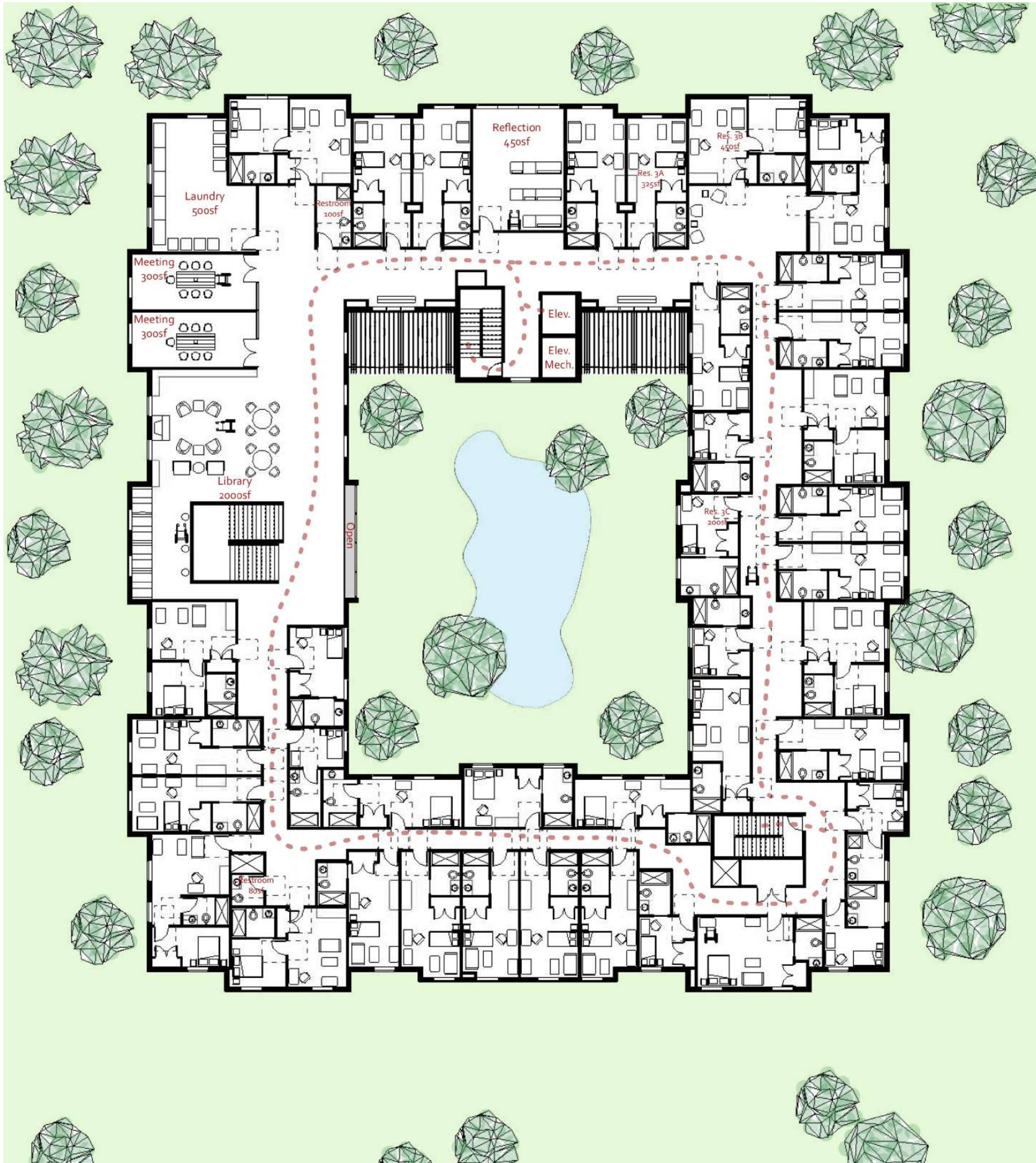
1st Floor Plan



2nd Floor Plan

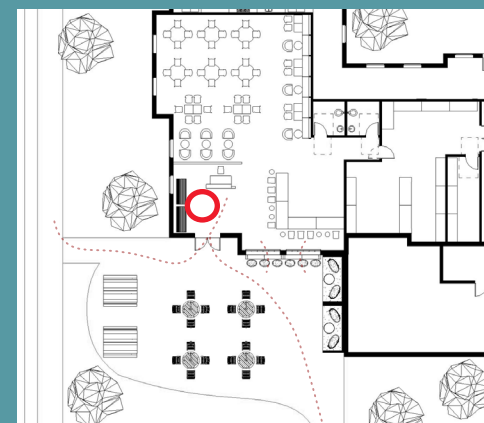


3rd Floor Plan





**STILL
SERVING**
Cafe

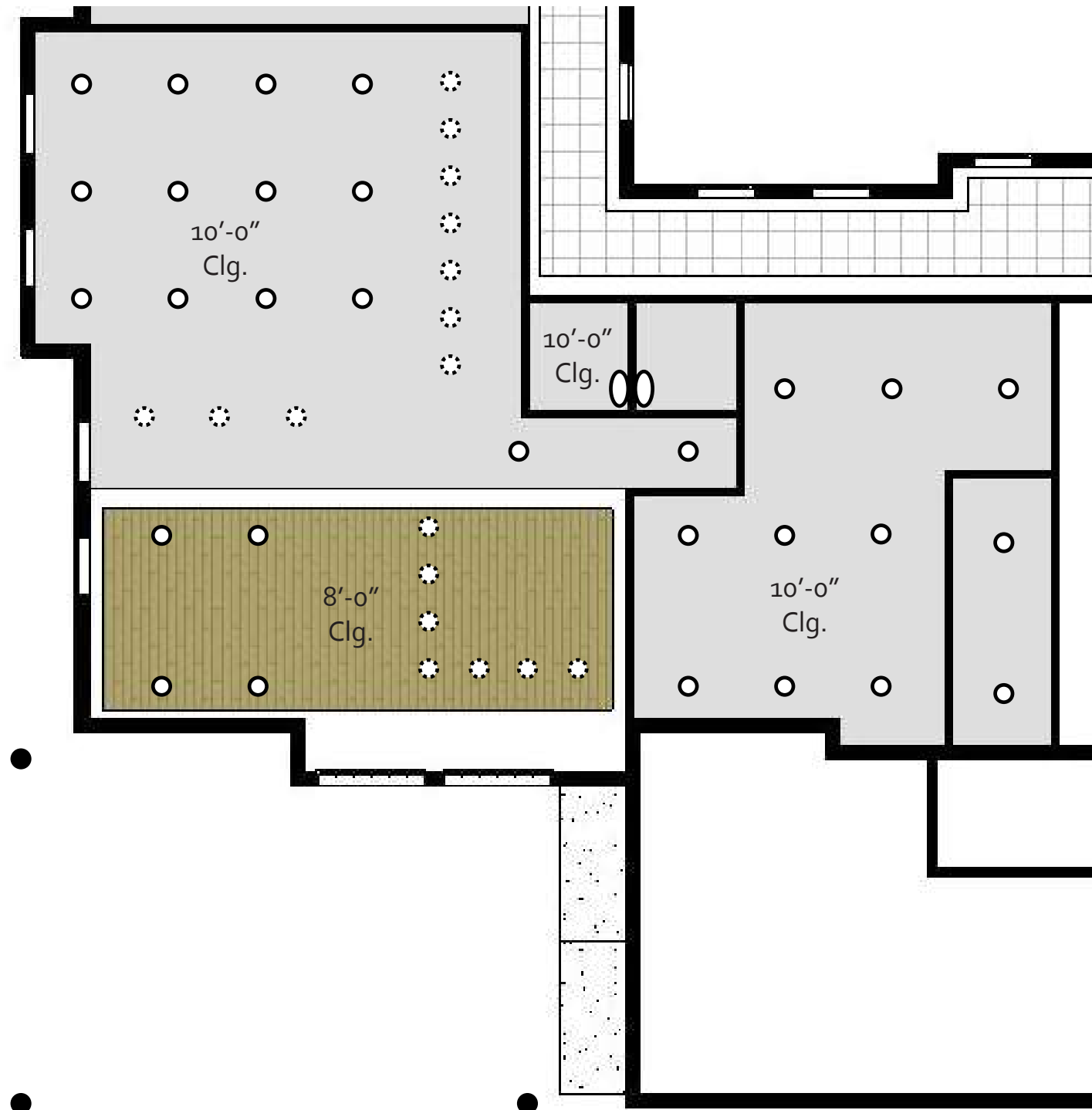


Waiting+Cafe Bar

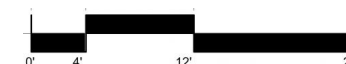
Floor Plan



Reflected Ceiling Plan



- Lighting Key**
- Recessed can lamp
 - ⋯ Suspended linear lamp
 - ◌ Wall sconce lamp
 - ⊗ Suspended pendant lamp
 - 2x2 ceiling lamp
 - Outdoor pole lamp



Vibia Cosmos - Suspended Pendant Lamp



Vibia Millennium - Wall Sconce Lamp



Landscape Forms Motive - Outdoor Pole Lamp

Furniture+Finishes



Maya Romanoff Ajiro
Fanfare Wood Veneer



Garden State Tile
Striped Hexagon Tile



Elemental Heavy
Nocturnal Solid Surface



Floret Iona Mineral
Core Flooring



Silver State Inc. Dunes
Upholstery



Vibia Cosmos Lights



Haworth Collaborate Chair



Grand Rapids Chair Co. Sally Barstool



Grand Rapids Chair Co. Sadie II Chair



Grand Rapids Chair Co. Alfred Chair



Jab Bricks Upholstery



Paul Brayton Designs
Canopy Upholstery



Archisonic Forest
Acoustic Wall Panel



Allemuir FortySeven



Grand Rapids Chair Co. Brady Bar Stool



Townsend Leather
Arturo Fuente

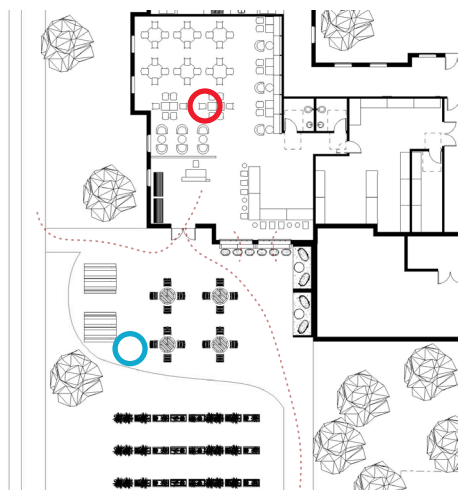


Porcelanosa Ceppo
Flooring



Custom Patriot Wall
Mural

Sketches



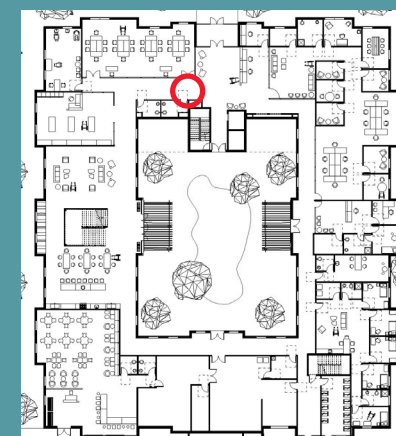
 Cafe Patio



 Cafe Dining Room



MACK
Co-Operative
est.2020



Front Lobby



MACK
Co-Operative
est.2020



Social Living



MACK
Co-Operative
est.2020



Social Kitchen

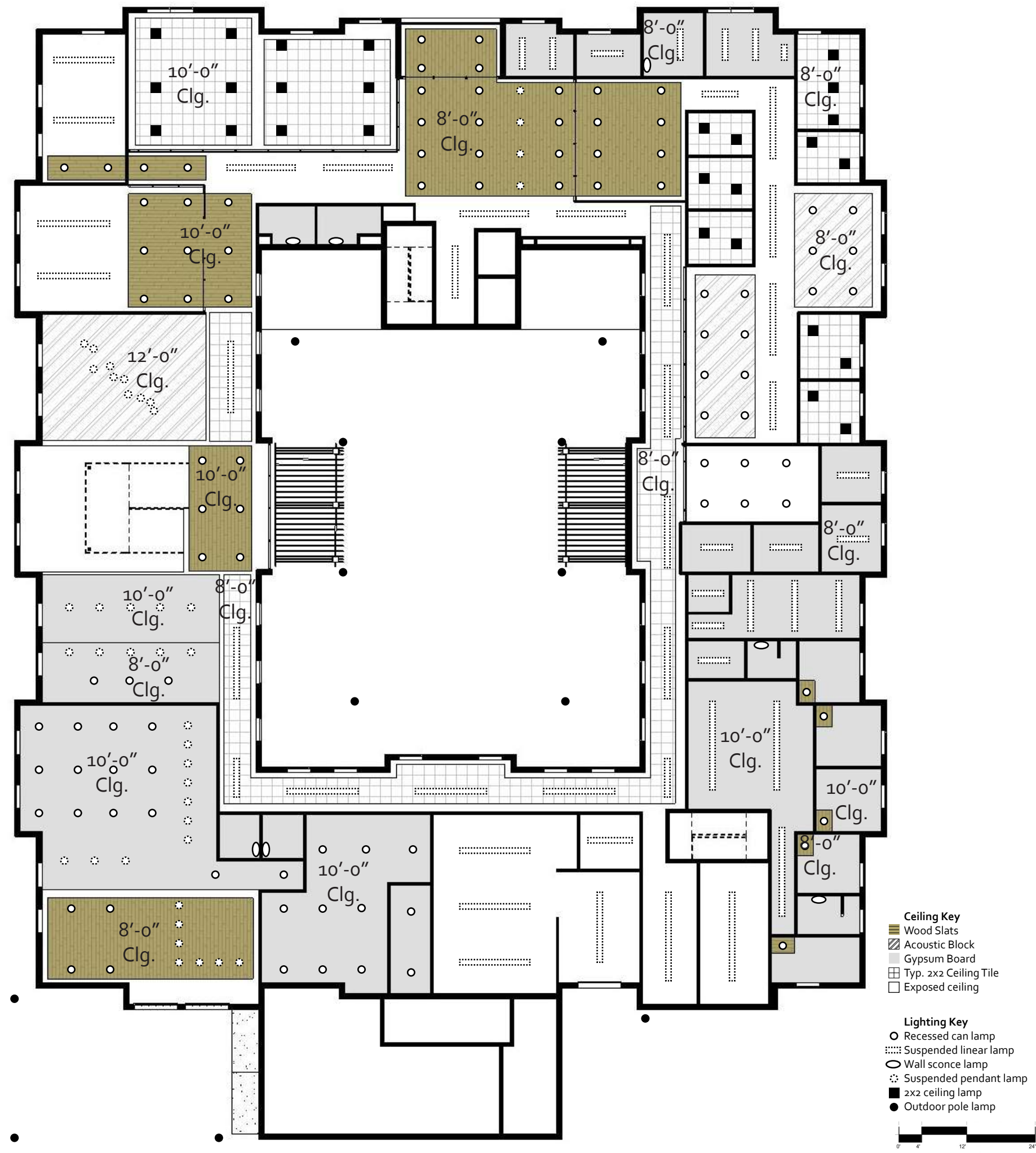
This detailed floor plan illustrates the proposed new building layout, centered around a large courtyard with a pond and trees. The plan includes numerous rooms with their respective square footages:

- Top Left:** Salon (450sf), Multi. Purp. A (700sf), Multi. Purp. B (550sf), Market (800sf).
- Top Center:** Vestibule (150sf), Lobby (750sf), Security (120sf), Services (100sf), Restroom (130sf), Nurse (175sf).
- Top Right:** Consult (200sf), Consult (100sf), Consult (100sf), Consult (100sf), Open Office (1150sf), Consult (100sf), Consult (100sf).
- Center:** Social Living (800sf), Social Dining (400sf), Social Kitchen (500sf), Restroom (80sf), Restroom (80sf), Elev., Elev. Mech.
- Bottom Left:** Still Serving Cafe (2100sf), Restroom (80sf), Restroom (80sf), Cafe Kitchen (850sf), Donations/Storage (1100sf), Existing Outdoor Mechanical.
- Bottom Center:** Recieving, Bikes (350sf), Janitor (320sf).
- Bottom Right:** Mngmt (350sf), Office (140sf), Mail (120sf), Restroom (120sf), Restroom (80sf), Staff Lounge (320sf), Laundry (100sf), Restroom (100sf), Priv. Lounge (650sf), Res. A (150sf), Restroom (100sf).

The plan also shows a central courtyard with a pond, trees, and a red dashed line indicating a circulation path. The building is surrounded by a green landscape with trees and a grey area representing the existing site conditions.



1st Floor Reflected Ceiling Plan



Focal Point Nivo - 2x2 Ceiling Lamp



Landscape Forms Motive - Outdoor Pole Lamp



Vibia Cosmos - Suspended Pendant Lamp 1

1st Floor Evidence Based Design

Socialization: A centrally located living space gives residents a casual place to relax with others.

Exercise: A centrally located communication stair connects all three stories of the building and encourages residents to use the stairs.

Socialization: A centrally located kitchen and dining area gives residents a functional space to cook and eat together.

Socialization: The Still Serving Cafe offers residents the opportunity to interact with the general public.

Socialization: The Still Serving Kitchen offers residents the opportunity to create for and serve the public delicious food.

Biophilia: The Still Serving Kitchen utilizes fresh produce grown by residents at the on-site produce garden.

Biophilia: A pair of covered porches in the courtyard provide a shady shelter for residents to enjoy nature.

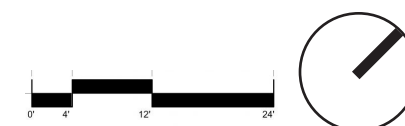
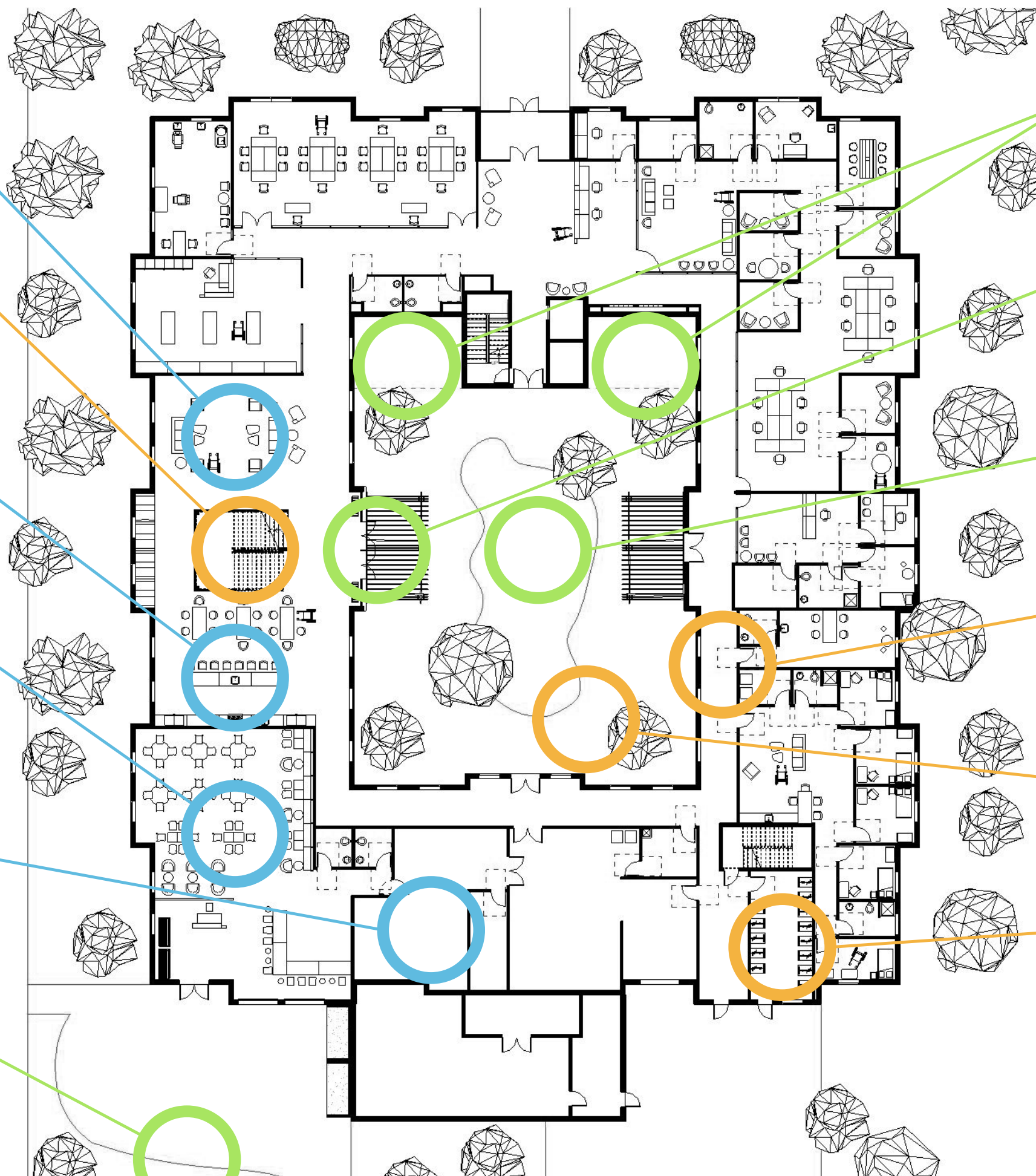
Biophilia: A 3-story tall glass curtain wall opens up the interior of building while allowing sunlight to penetrate the space.

Biophilia: A pond creates a more natural feeling courtyard while the fountain appeals to human's sense of hearing.

Exercise: An inner circulation loop is incorporated into the floorplan of building, creating a walking loop.

Exercise: An outdoors circulation loop is incorporated in the courtyard creating a walking loop.

Exercise: A dedicated bike storage room allows residents to own and operate a bicycle.



1st Floor ADA/Univ. Design

Reception design height 34",
min depth clearance (knees)
17", min. width 30"

Mounting heights: Grab bar,
mirrors, hand dryers, trash
receptacles

Provide flexible furniture and
spaces that allow for
wheelchairs to park in
seating/meeting areas

Accessible doors

5' corridor minimum

Touch-free soap dispensers,
water, toilets, etc

Easy to read signage for way-
finding with large writing

Workstations
30" min under desk
30" circulation space
18"-24" for chair 9" toe
clearance underneath an ADA
counter. 27" knee clearance
underneath an ADA counter
(height). 34" high for counter
height (barrier-free
transaction)

Sink with space underneath
for wheelchair

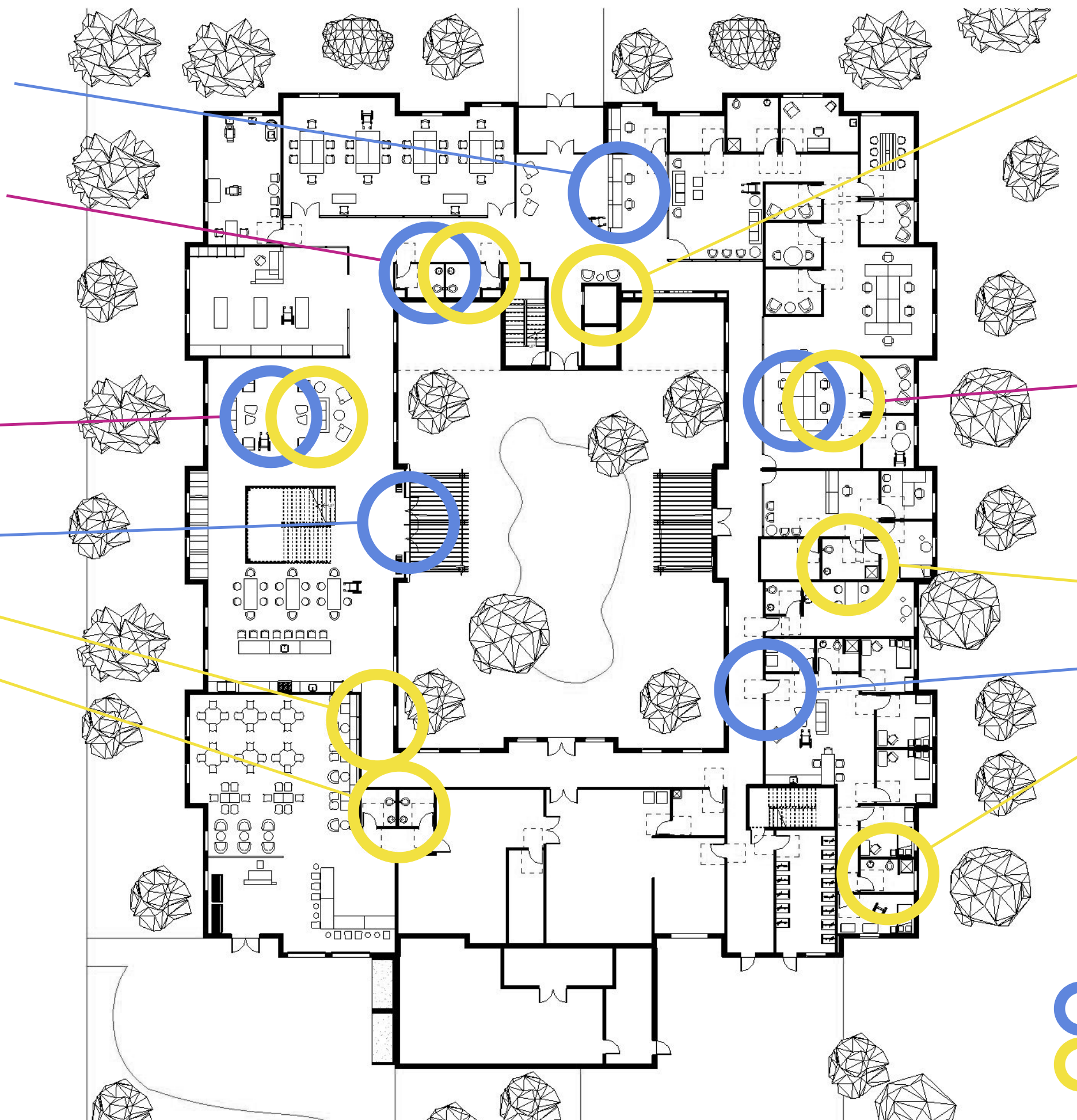
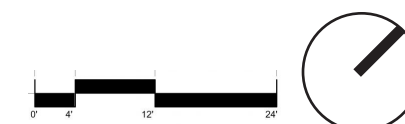
Signage: Braille

Adjustable showers. Curbless
showers.

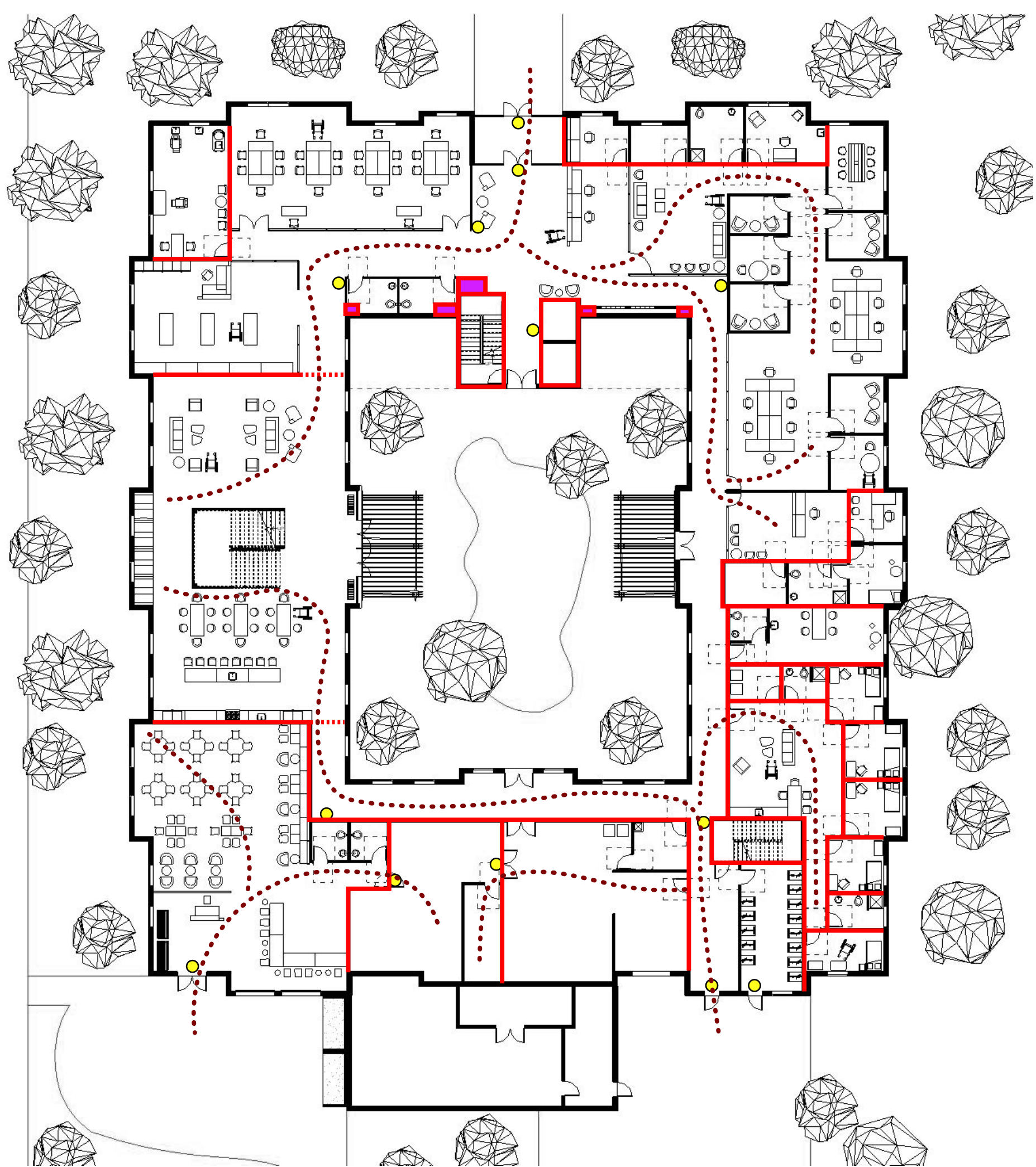
Symbol Key:

○ ADA Specification

○ Universal Design Component



1st Floor Code Compliance



Symbol Key:

- Fire-rated Interior Wall
- Illuminated Exit Sign
- Mechanical Shaft
- ... Path of Egress



1st Floor Residence Population

Physical:

Lowered or multiple height counters

Physical:

Areas for wheelchair parking

Social:

Centrally located gathering spaces off main communication stair between all levels

Social:

Interaction with public through Still Serving Cafe (dining room, kitchen, and garden)

Physical:

Bright wayfinding and signage with braille writing

Physical:

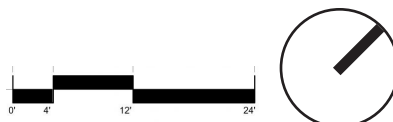
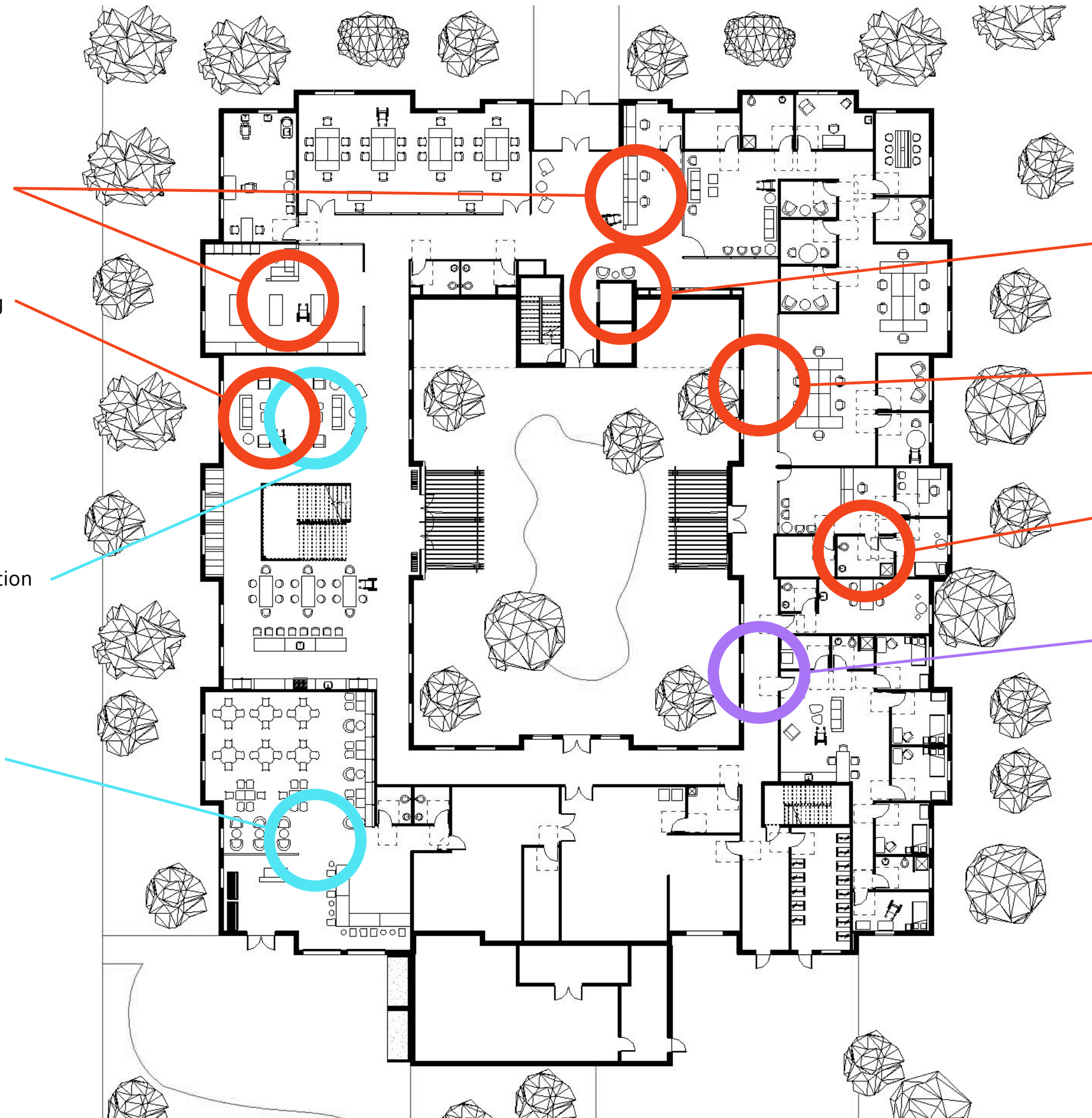
Extra wide corridors to allow for two wheelchair passing

Physical:

Curbless shower stalls with grab bars, adjustable fixtures, and flip-down benches

Diversity:

Neutral color palette throughout



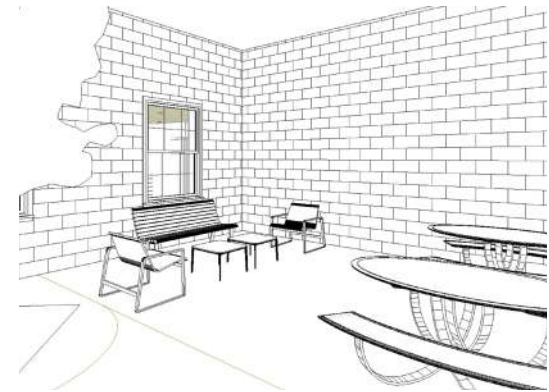
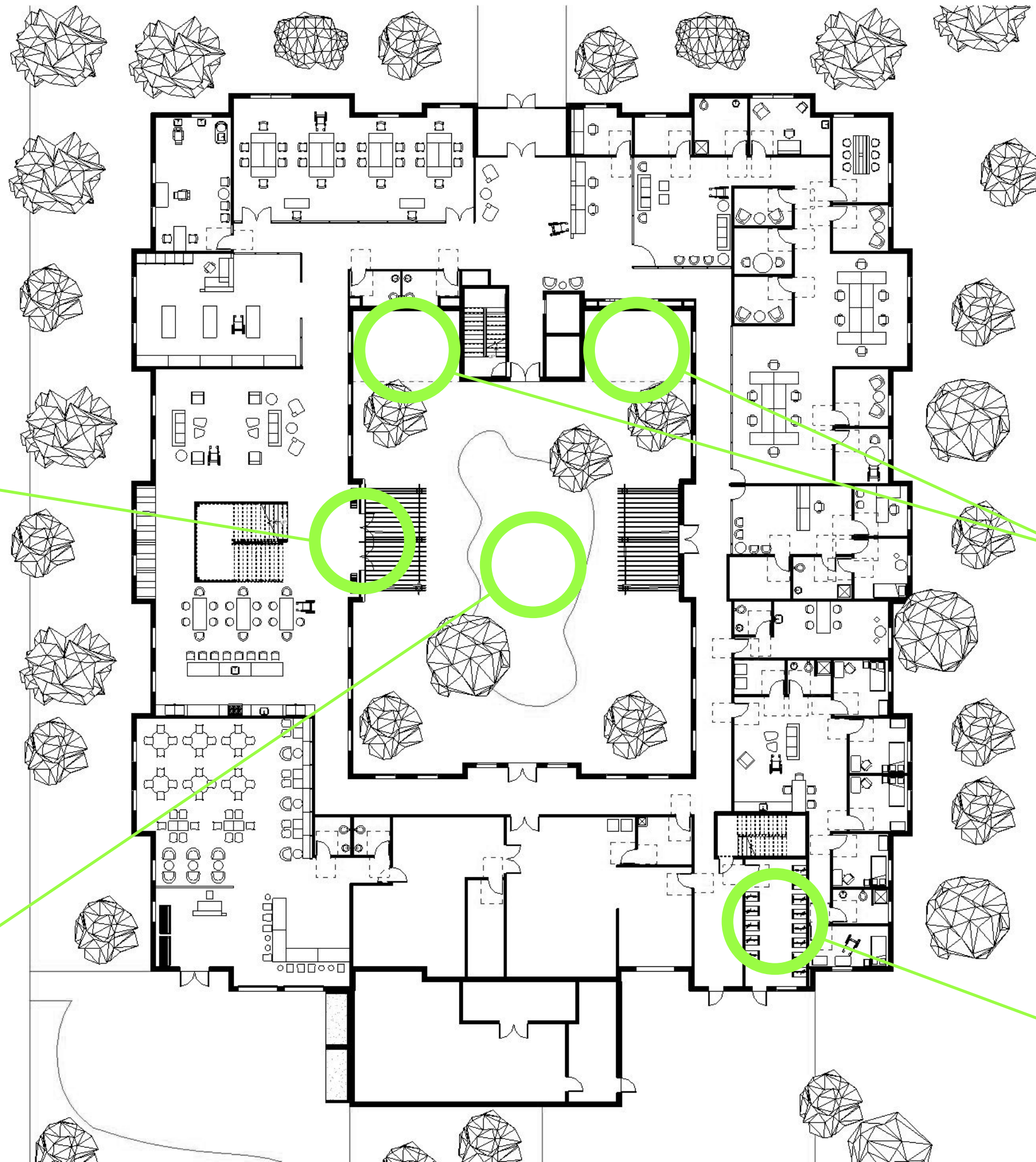
1st Floor Wellness Design




3-story high glazing to let in sunlight from the courtyard



Pond with fountain in courtyard



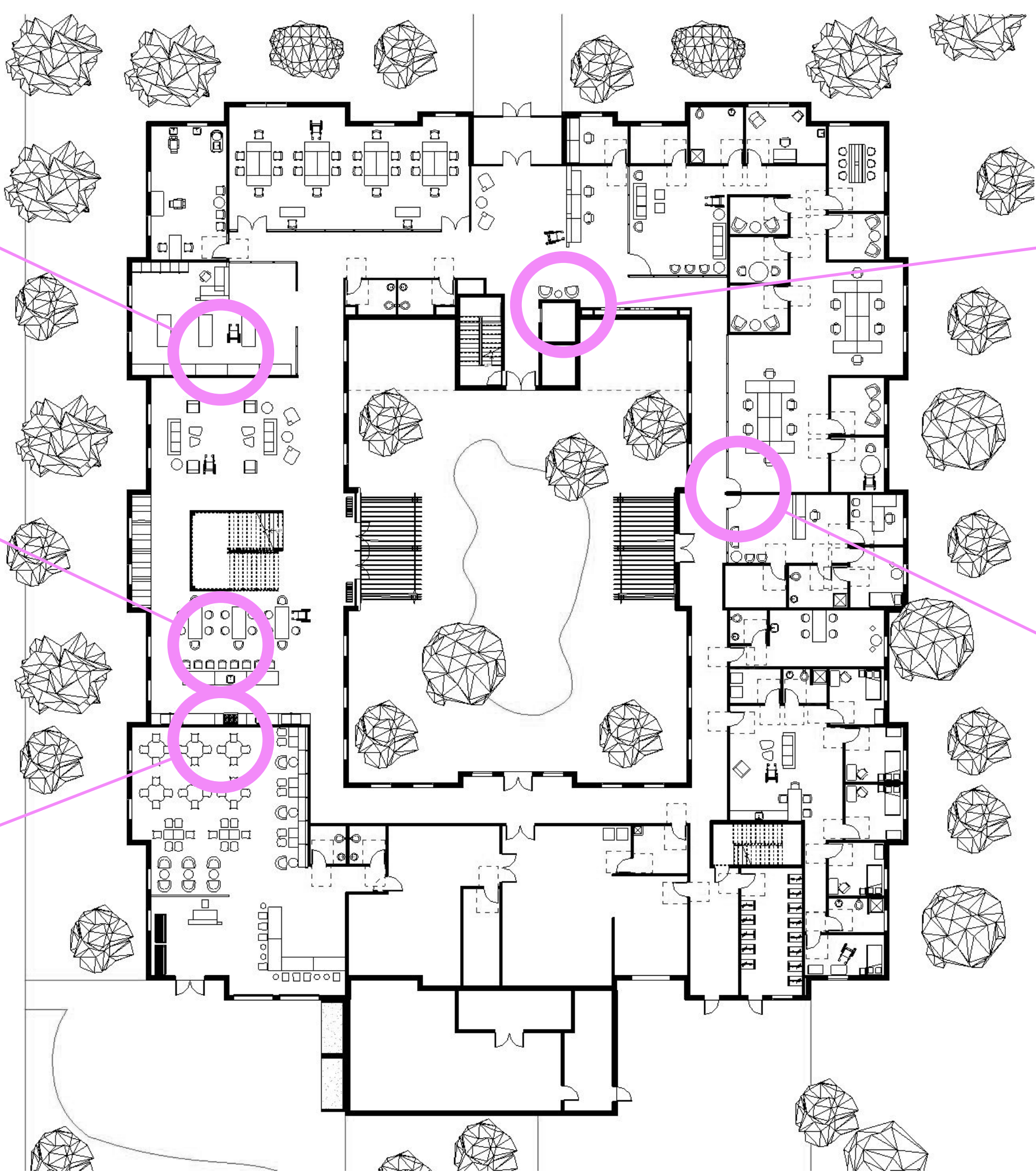
Outdoor covered porch lounge spaces



Bike storage




1st Floor Art Selection



Furniture+Finishes



Artistic Tile Canyon
Dark Ceramic Tile



Nemo Tile Play
Backsplash Tile




Elemental Heavy
Nonocturnal Surface



Atlas Masland Brush
Carpet Tile



Indusparquet
Amendoim Wood Stair



OmniDecor Glass
DecorFlou Nantahala



Jab Bricks Upholstery



Opuzen Ascent
Upholstery



Wood Co. Madiera 3D
Wood Wall



Townsend Leather
Arturo Fuente



Garden State Tile
Columbus



Paul Brayton Designs
Canopy Upholstery



Haworth BuzziMe



Haworth Bac Dining Table



Haworth Ginger



Haworth Hi Pad


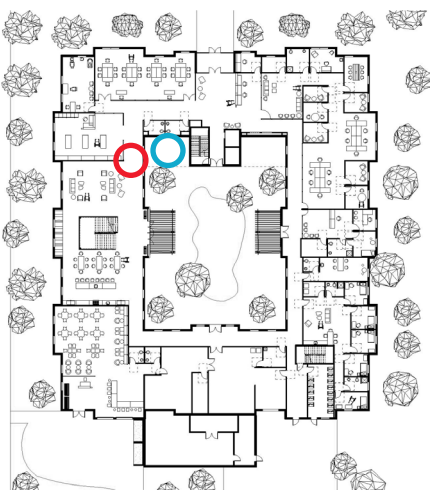


Haworth Maari Counter Stool



Haworth Very Side and Seminar

Sketches



 Social Living



 Covered Patio



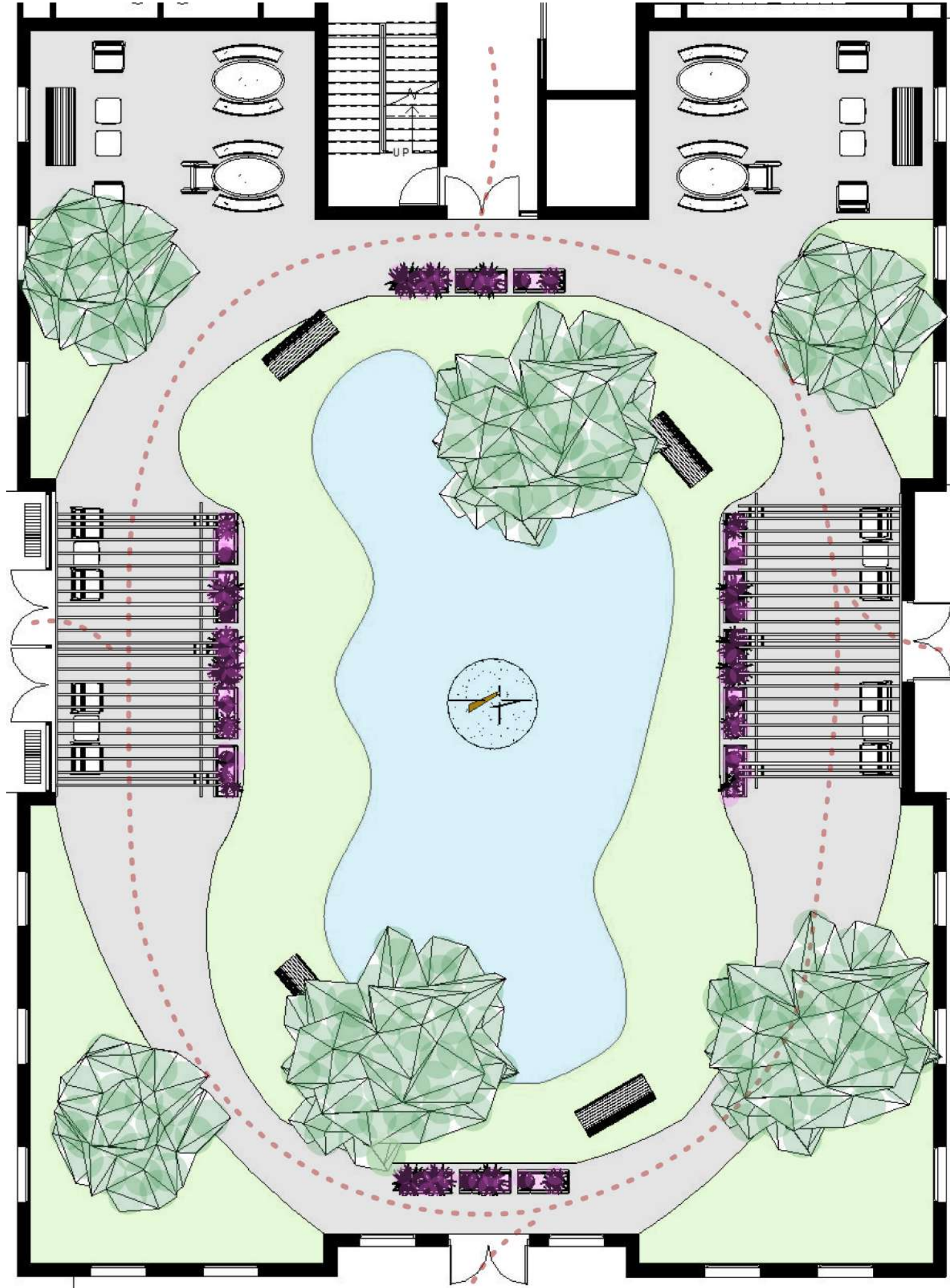
MACK
Co-Operative
est.2020



Courtyard Garden

Existing Courtyard

Courtyard Garden




Furniture+Finishes



Stamped Concrete



Wood Bench Finish



White Mesh Seat Upholstery



Glossy White Lacquer Table Veneer



Satin Stainless Steel Metal Planter



Landscape Forms Motive Lamp



Cherry Blossom Tree



Maple Tree



Weeping Willow Tree



Hydrangea Plant



Daisy Flower



Tulip Flower



Landscape Forms Cochran Lounge Chair



Landscape Forms Generation 50 Bench



Landscape Forms Charlie Table



Landscape Forms Cochran Side Table



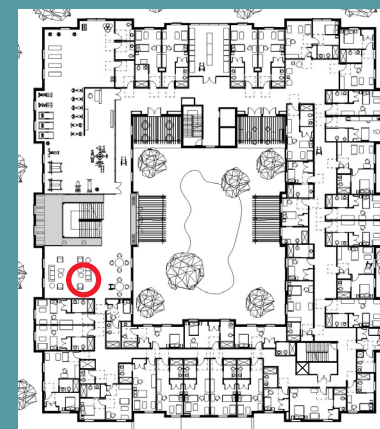
Wood and Metal Pergola



Landscape Forms Gus Planter

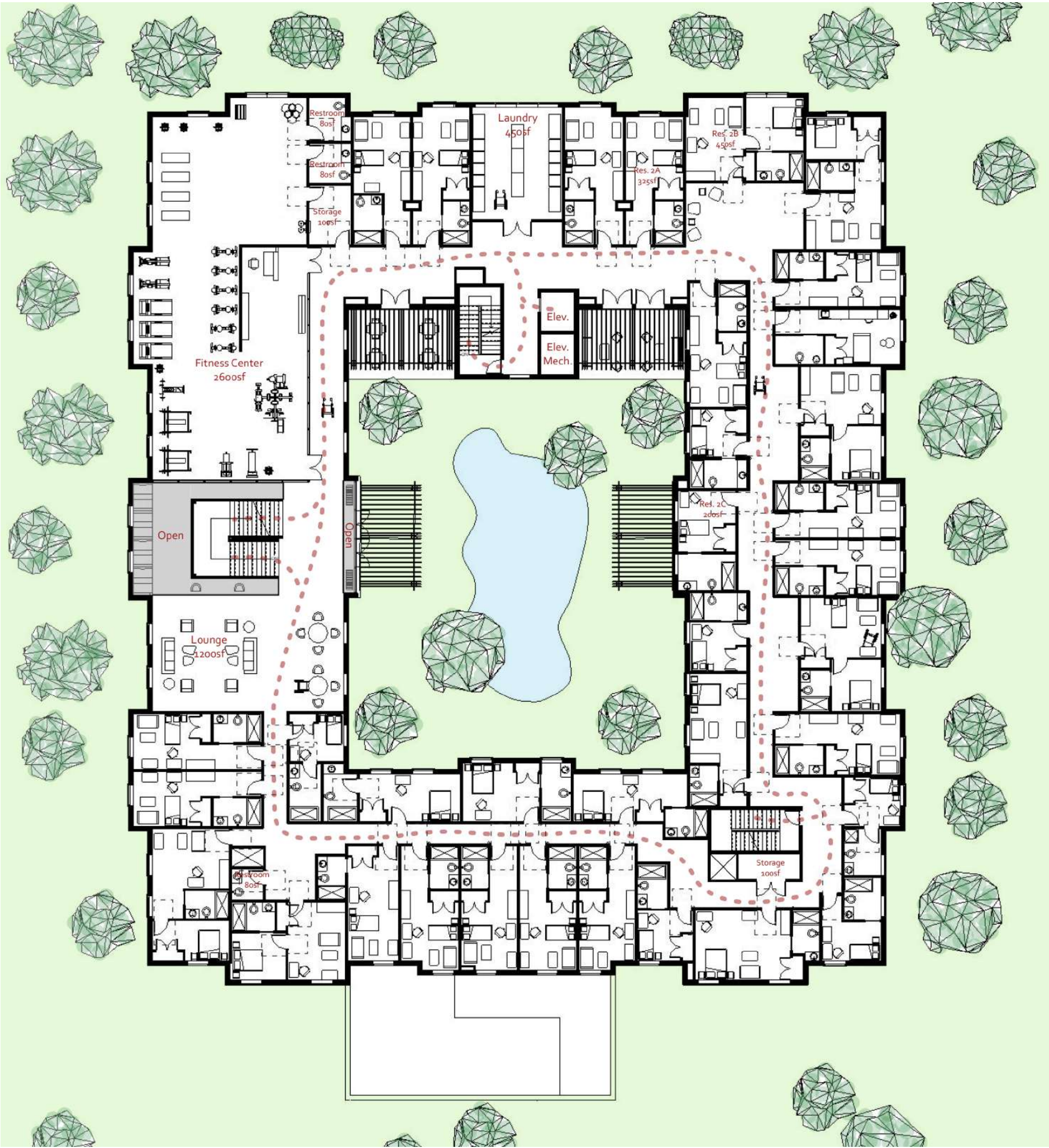


MACK
Co-Operative
est.2020

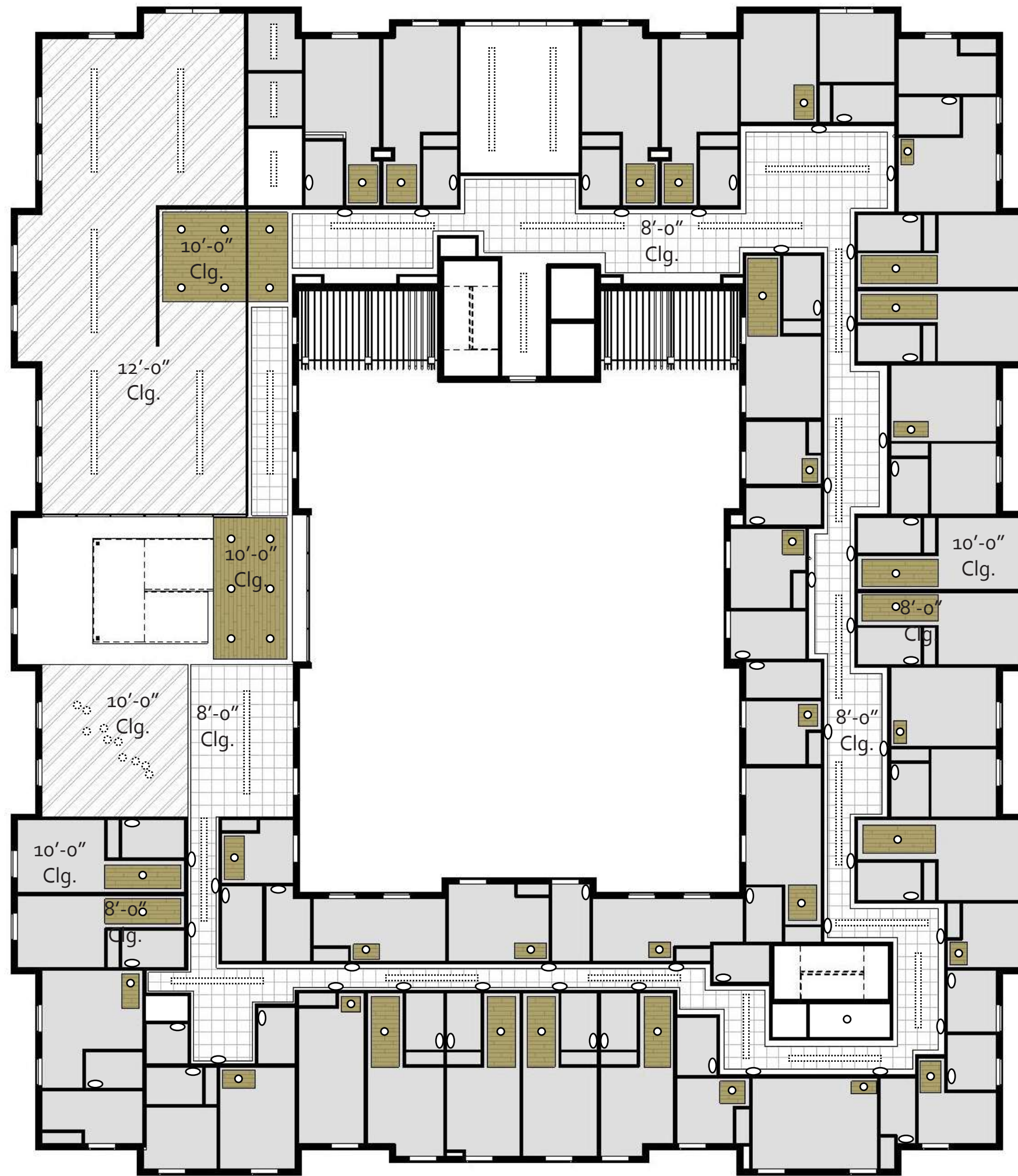


Lounge Space

2nd Floor Plan



2nd Floor Reflected Ceiling Plan



Tech Lighting Dyna - Linear Suspended Lamp




Wood Slat Ceiling



Vibia Suite - Wall Sconce Lamp 1

- Ceiling Key**
- Wood slats
 - Acoustic block
 - Gypsum board
 - Typ. 2x2 ceiling tile
 - Exposed ceiling

- Lighting Key**
- Recessed can lamp
 - Suspended linear lamp
 - Wall sconce lamp
 - Suspended pendant lamp
 - 2x2 ceiling lamp
 - Outdoor pole lamp



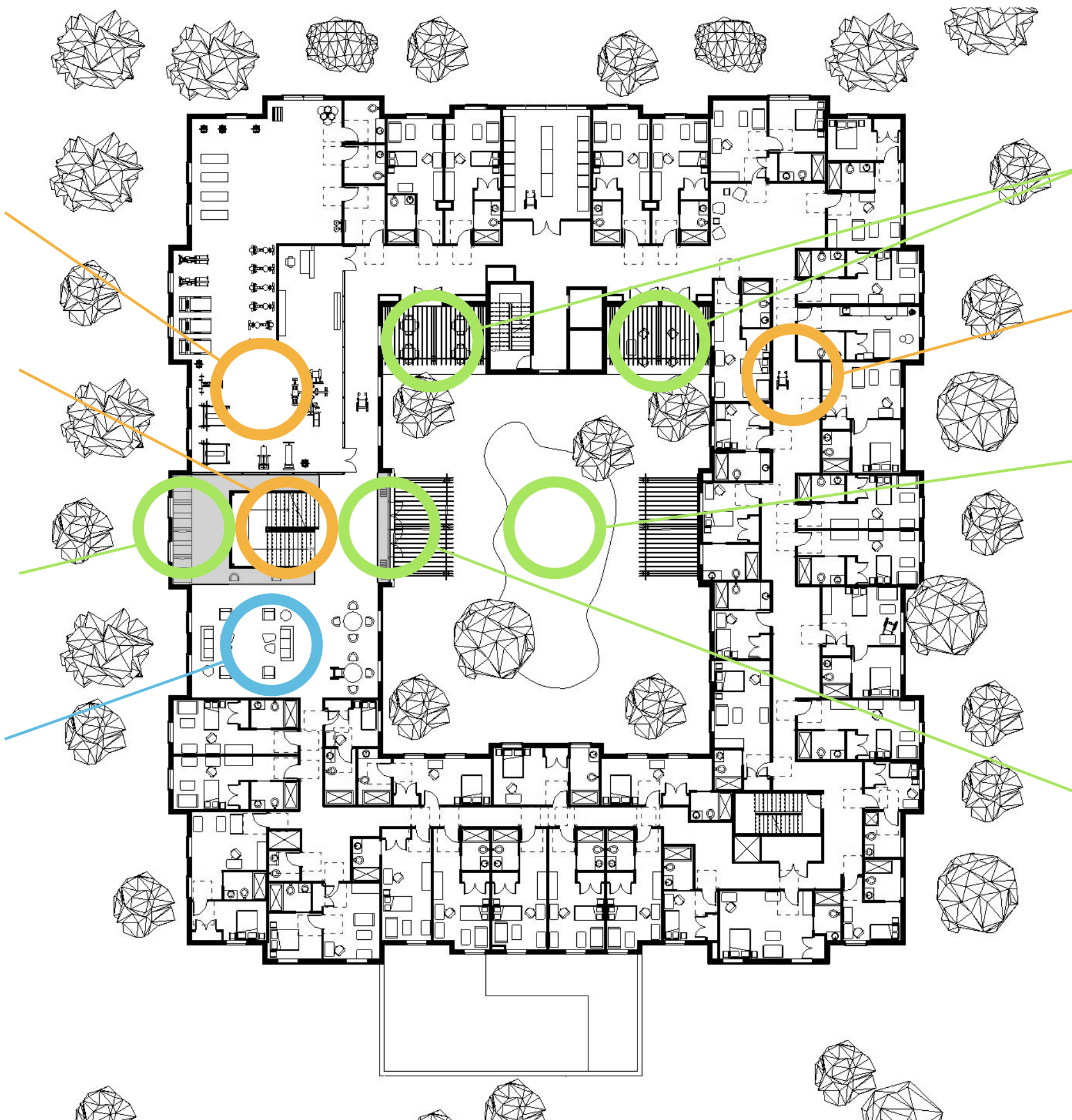
2nd Floor Evidence Based Design

Exercise: A large fitness center incorporates a strength training, cardio, and aerobics or yoga areas.

Exercise: A centrally located communication stair connects all three stories of the building and encourages residents to use the stairs.

Biophilia: An open to below balcony area creates a sense of overlooking surroundings scenario which pertains to the primal aspect of human and nature interaction.

Socialization: A centrally located lounge space gives residents a casual place to relax with others.



Biophilia: A pair of balconies in the courtyard provide a sunny shelter for residents to enjoy nature.

Exercise: An inner circulation loop is incorporated into the floorplan of building, creating a walking loop.

Biophilia: A pond creates a more natural feeling courtyard while the fountain appeals to human's sense of hearing.

Biophilia: A 3-story tall glass curtain wall opens up the interior of building while allowing sunlight to penetrate the space.



2nd Floor ADA/Univ. Design

Mounting heights: Grab bar, mirrors, hand dryers, trash receptacles

Easy to read signage for wayfinding with large writing

5' corridor minimum

Provide flexible furniture and spaces that allow for wheelchairs to park in seating/meeting areas

Accessible doors

Touch-free soap dispensers, water, toilets, etc

Multi-height counter space

Signage: Braille

Workstations
30" min under desk
30" circulation space
18"-24" for chair 9" toe clearance underneath an ADA counter. 27" knee clearance underneath an ADA counter (height). 34" high for counter height (barrier-free transaction)

Protruding objects:
Max 4" protrusions from the wall between 27" and 84"
27" min or higher from the ground max protrusion from wall: 4"

Sink with space underneath for wheelchair

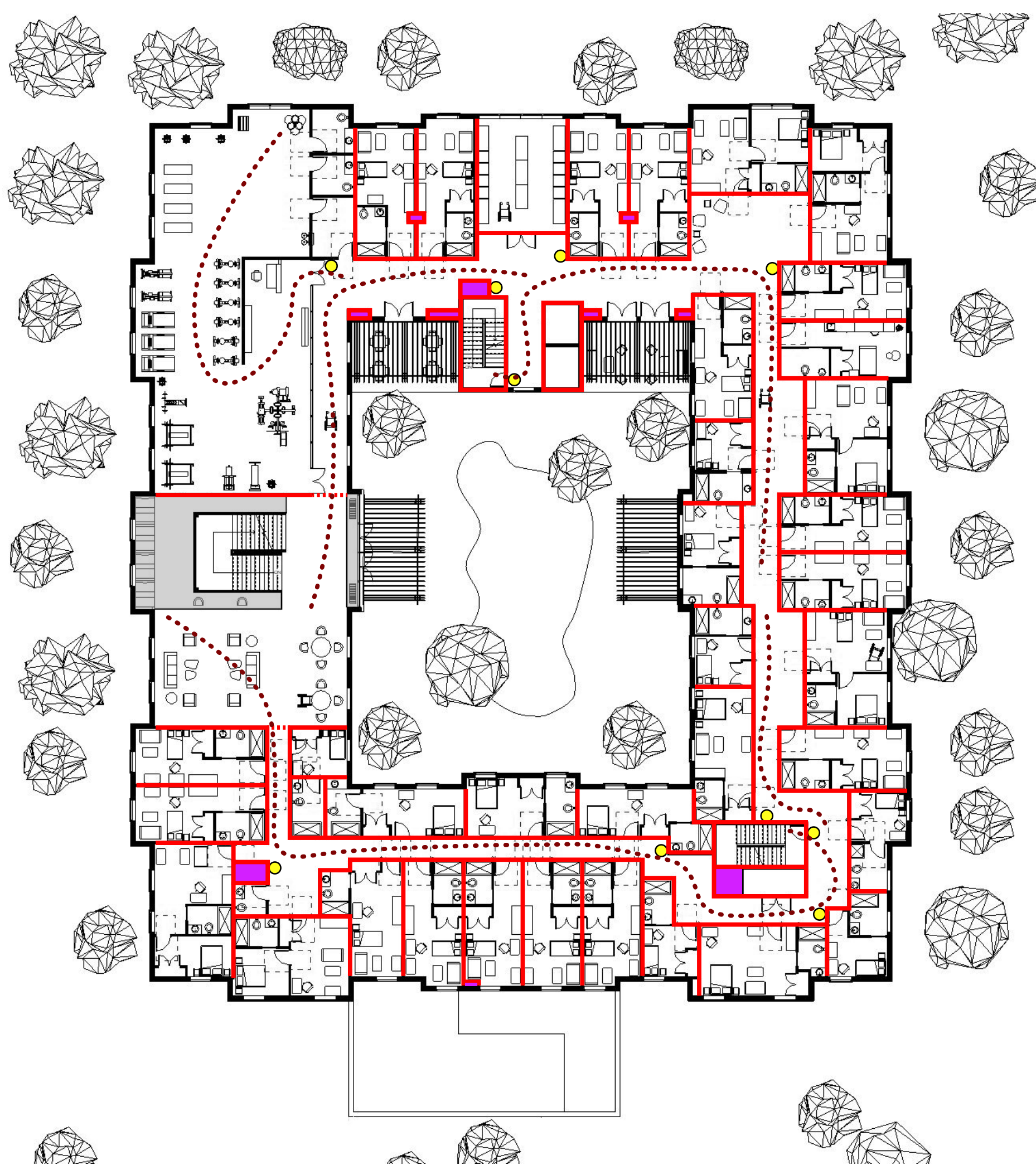
Adjustable showers. Curbless showers.

Symbol Key:

- ADA Specification
- Universal Design Component




2nd Floor Code Compliance



Symbol Key:

- Fire-rated Interior Wall
- Illuminated Exit Sign
- Mechanical Shaft
- ... Path of Egress



2nd Floor Residence Population

Physical:
Bright wayfinding and signage
with braille writing

Social:
Fitness center with strength
training, cardio, aerobics/yoga

Social:
Centrally located gathering
spaces off main communication
stair between all levels

Physical:
Areas for wheelchair parking

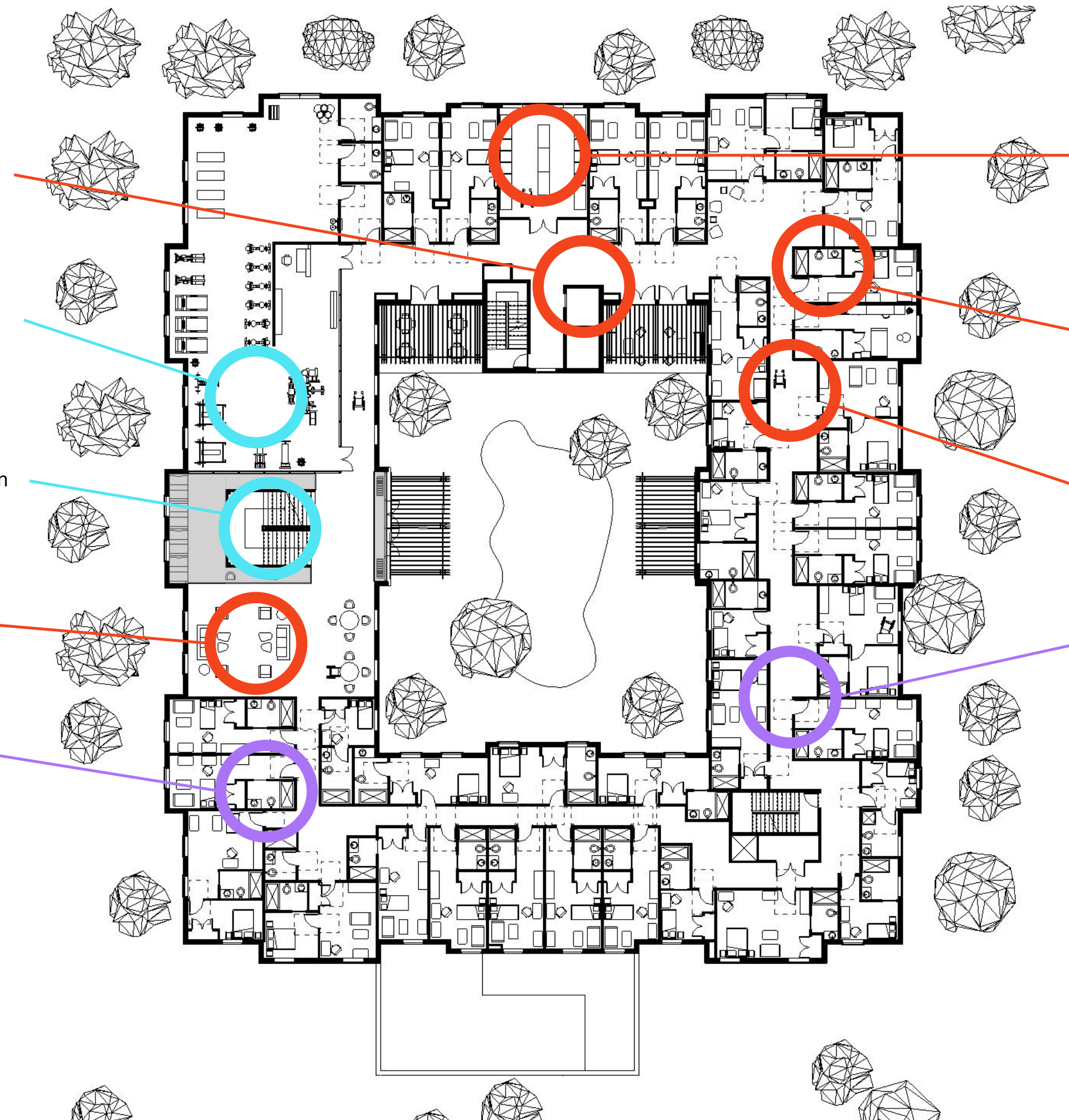
Diversity:
Safety and security of private
restrooms for each resident

Physical:
Lowered or multiple height
counters

Physical:
Curbless shower stalls with
grab bars, adjustable fixtures,
and flip-down benches


Physical:
Extra wide corridors to allow
for two wheelchair passing

Diversity:
Neutral color palette
throughout



2nd Floor Wellness Design


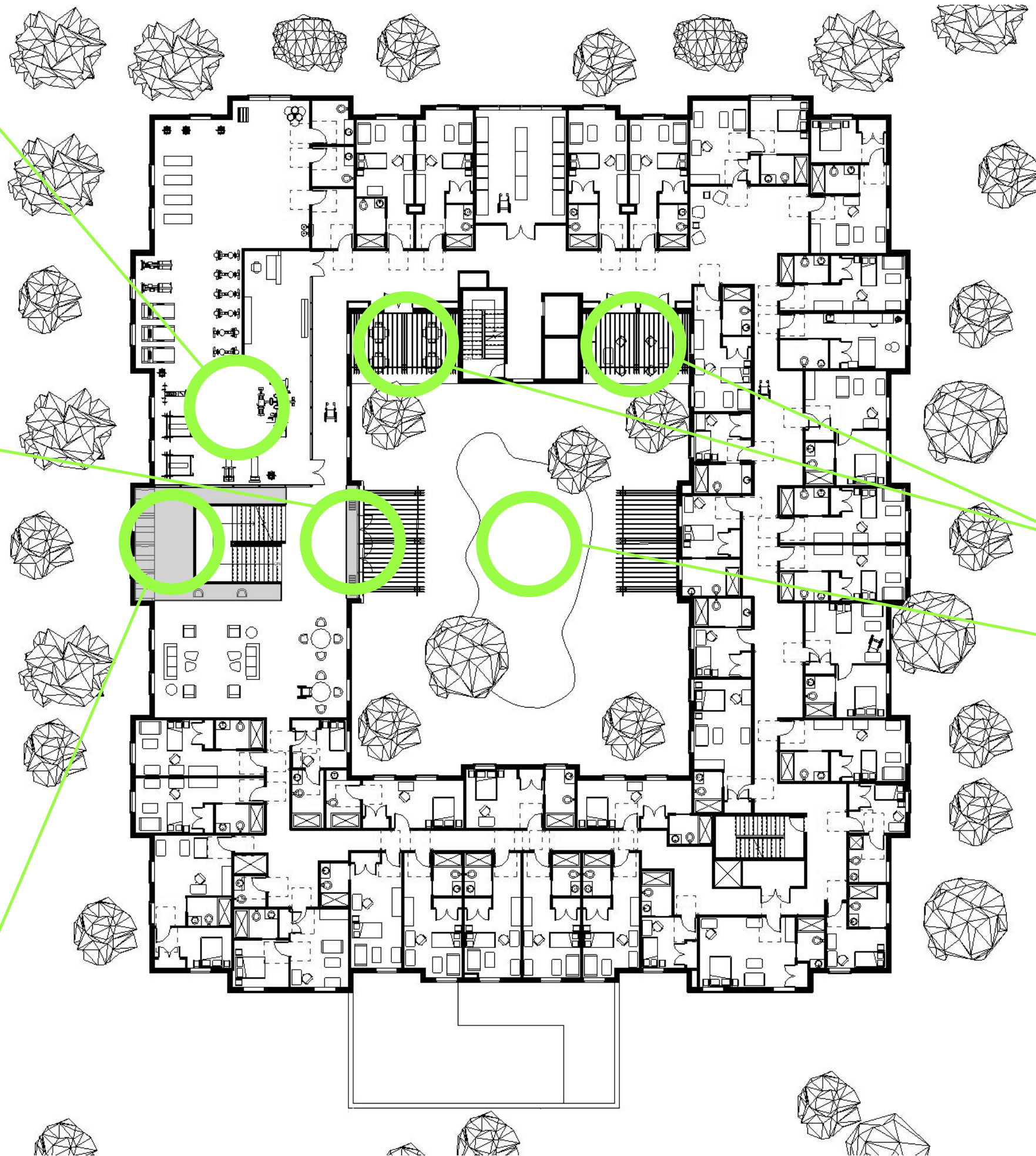
Fitness center with strength training, aerobics, and free weights/yoga



3-story high glazing to let in sunlight from the courtyard



Open to below balcony-able to look down at surroundings

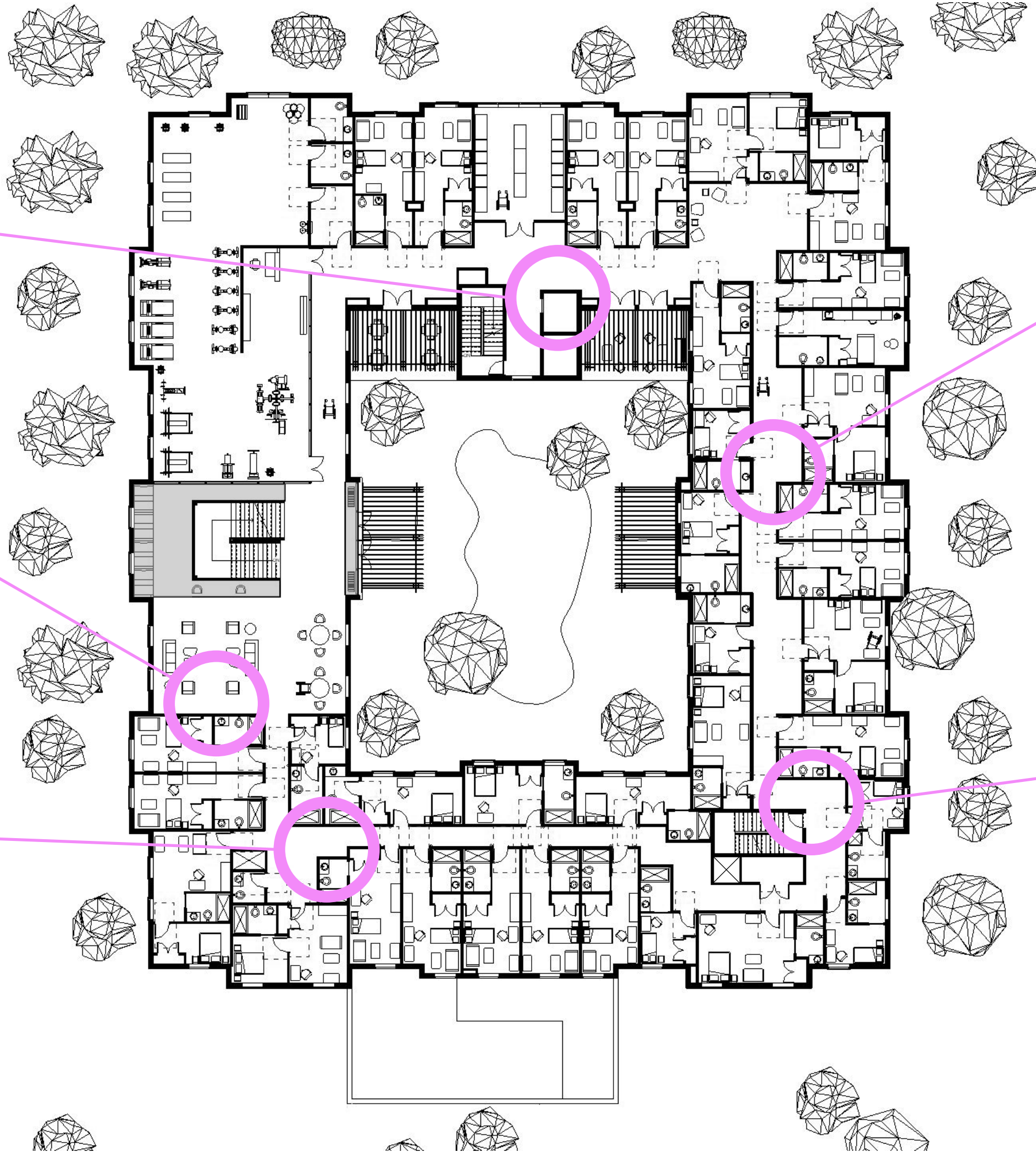


Outdoor patio lounge spaces

Pond with fountain in courtyard



2nd Floor Art Selection




Furniture+Finishes



Garden State Tile
Columbus Tile




Camira Code Upholster



CF Stinson Mica
Upholstery



Pollock Basic Instinct
Upholstery



Chilewich Scout PC
Vinyl Flooring



Fil Doux Textiles
Riverbank Upholstery




Opuzen Ascent
Upholstery



Liaigre Brumes
Upholstery



Silver State Inc. Dunes
Upholstery



Artistic Tile Canyon
Dark Tile



Indusparquet
Amendoim Wood Stair



Wayfinding Mural



Haworth Elan



Haworth Collaborate Side Table



Haworth Torei Coffee Table



Vibia Mayfair Table Lamp

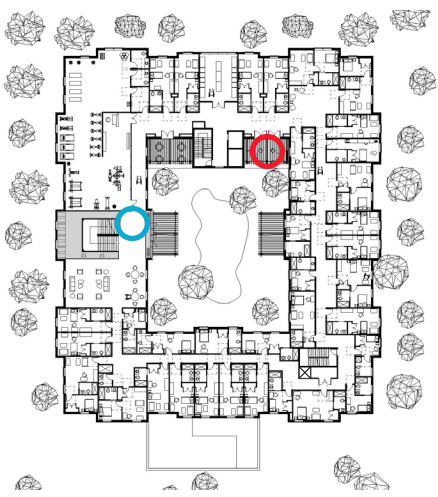


Haworth Kenedee Chair



Haworth Kennedee Ottoman

Sketches



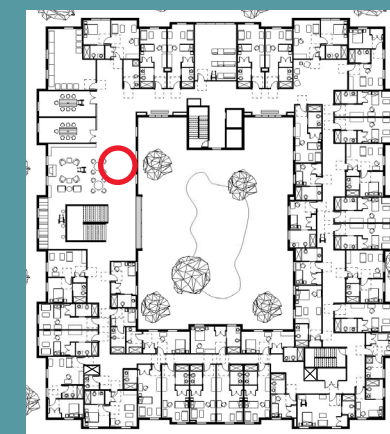
 Courtyard Balcony



 Fitness Center

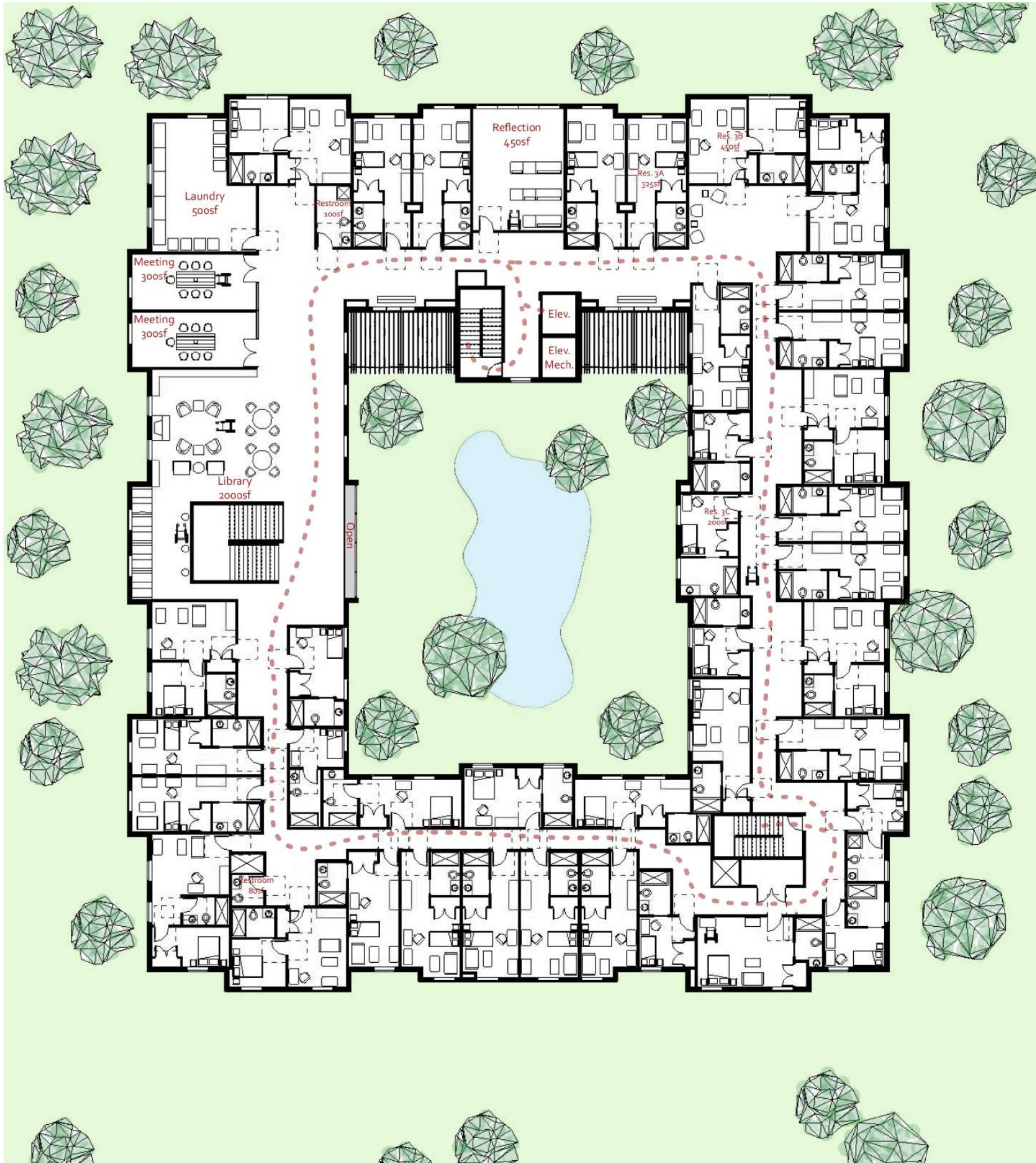


MACK
Co-Operative
est.2020

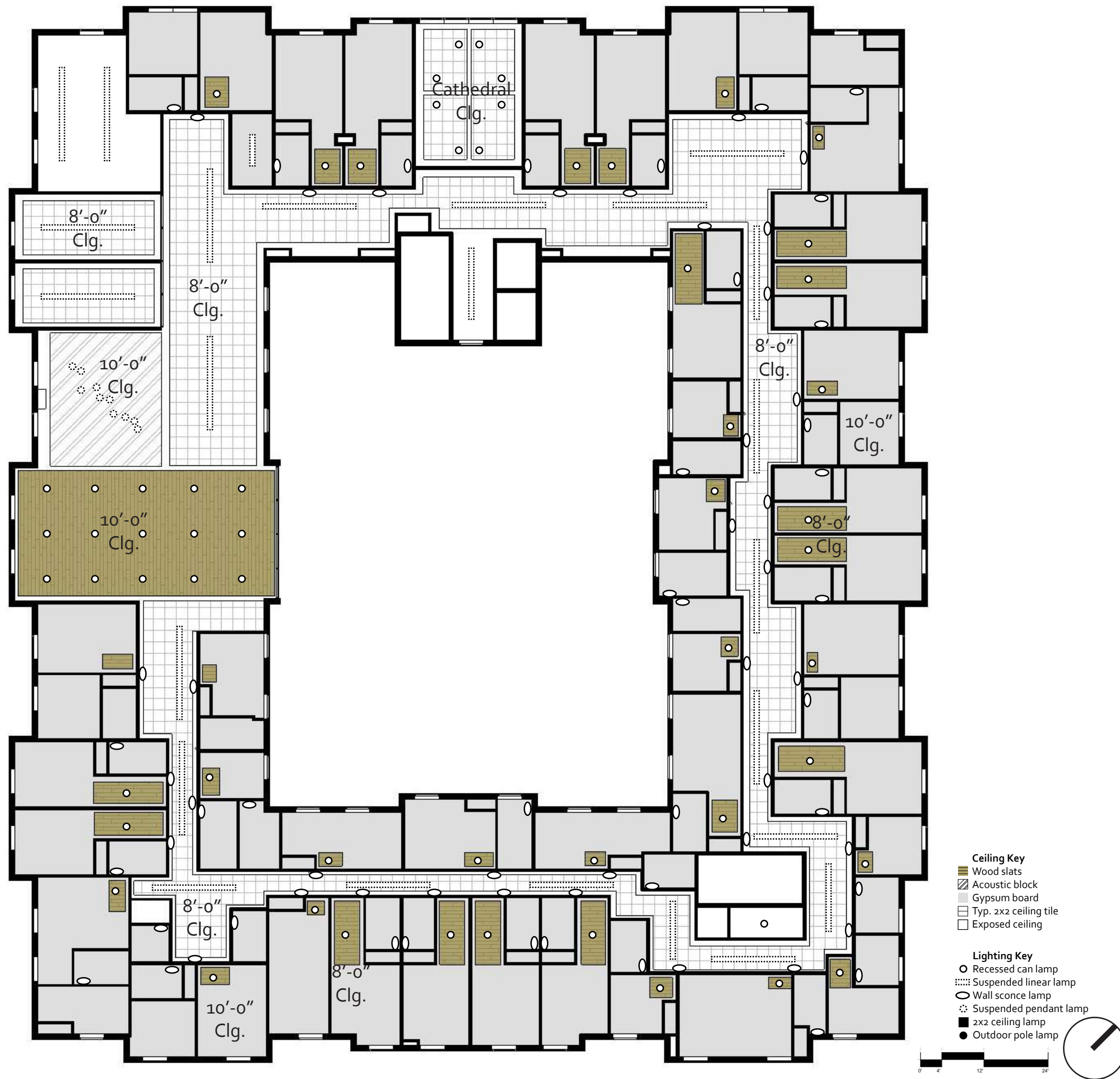


Library

3rd Floor Plan



3rd Floor Reflected Ceiling Plan



Turf Swell Ceiling Blocks



Vibia Millennium - Wall Sconce Lamp 2



Vibia Halo - Suspended Pendant Lamp 2

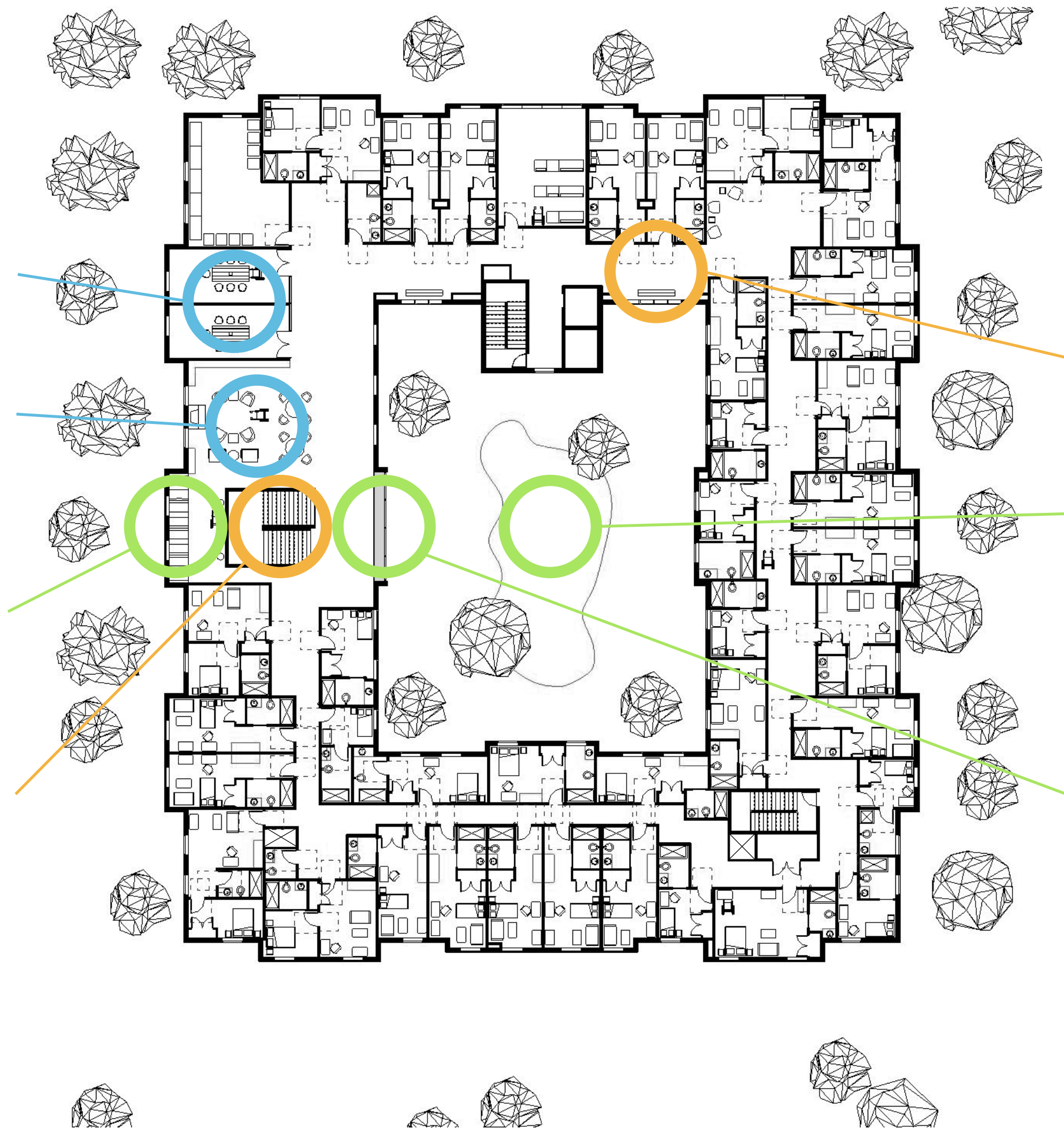
3rd Floor Evidence Based Design

Socialization: A pair of meeting rooms allow residents to have smaller more intimate meetings with each other.

Socialization: A centrally located library space gives residents a cozy place to relax or concentrate.

Biophilia: An open to below balcony area creates a sense of overlooking surroundings scenario which pertains to the primal aspect of human and nature interaction.

Exercise: A centrally located communication stair connects all three stories of the building and encourages residents to use the stairs.



Exercise: An inner circulation loop is incorporated into the floorplan of building, creating a walking loop.

Biophilia: A pond creates a more natural feeling courtyard while the fountain appeals to human's sense of hearing.

Biophilia: A 3-story tall glass curtain wall opens up the interior of building while allowing sunlight to penetrate the space.

3rd Floor ADA/Univ. Design

Multi-height counter space

Mounting heights: Grab bar, mirrors, hand dryers, trash receptacles

Easy to read signage for wayfinding with large writing

Provide flexible furniture and spaces that allow for wheelchairs to park in seating/meeting areas

Accessible doors

5' corridor minimum

Touch-free soap dispensers, water, toilets, etc

Signage: Braille

Workstations
30" min under desk
30" circulation space
18"-24" for chair 9" toe clearance underneath an ADA counter. 27" knee clearance underneath an ADA counter (height). 34" high for counter height (barrier-free transaction)

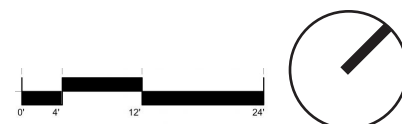
Protruding objects:
Max 4" protrusions from the wall between 27" and 84"
27" min or higher from the ground max protrusion from wall: 4"

Sink with space underneath for wheelchair

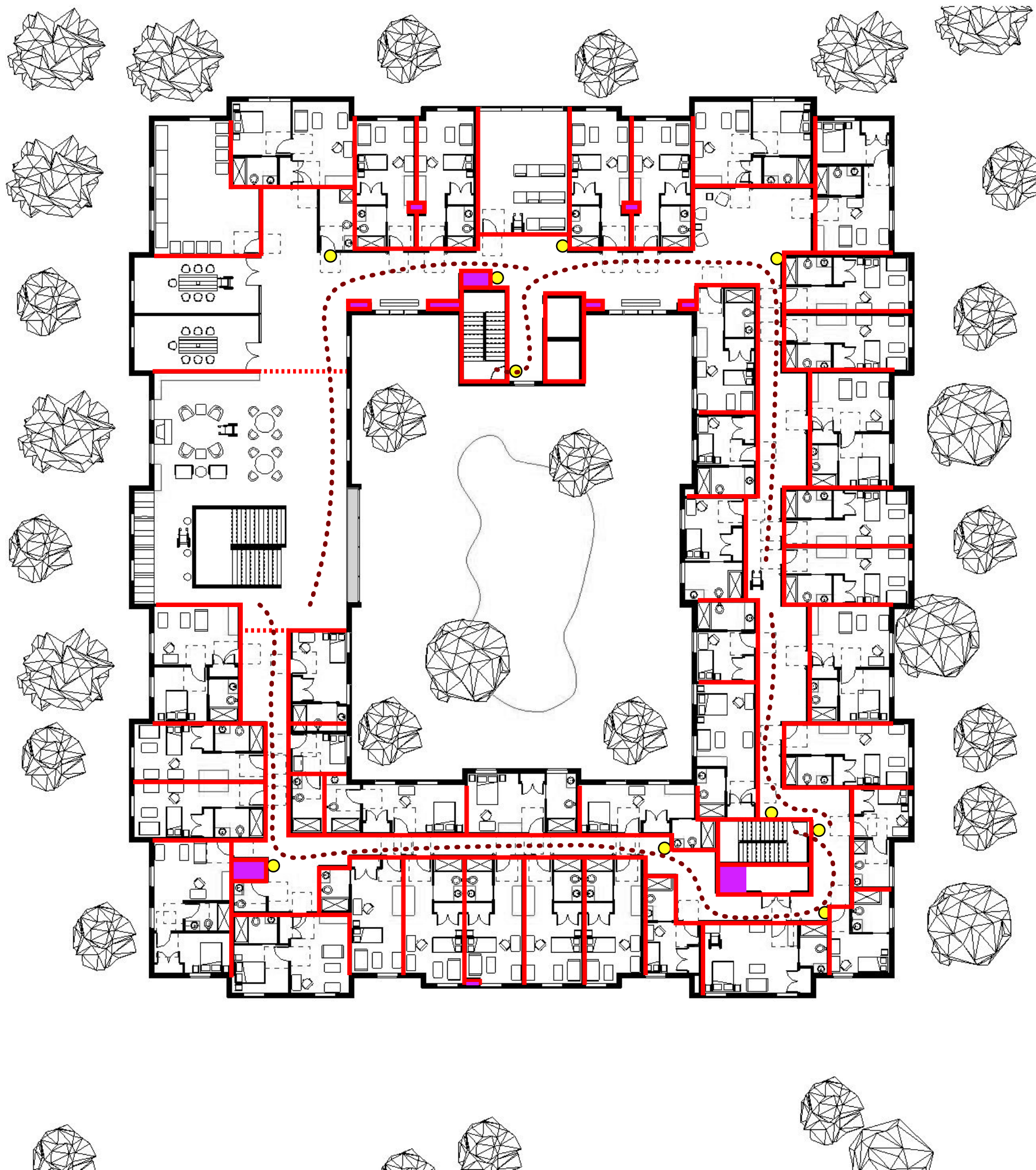
Adjustable showers. Curbless showers.

Symbol Key:

- ADA Specification
- Universal Design Component



3rd Floor Code Compliance



Symbol Key:

- Fire-rated Interior Wall
- Illuminated Exit Sign
- Mechanical Shaft
- ... Path of Egress



3rd Floor Residence Population

Physical:

Lowered or multiple height counters

Physical:

Areas for wheelchair parking

Social:

Centrally located gathering spaces off main communication stair between all levels

Diversity:

Safety and security of private restrooms for each resident

Diversity:

Designated non-denominational reflection, meditation, or spiritual room

Physical:

Bright wayfinding and signage with braille writing

Physical:

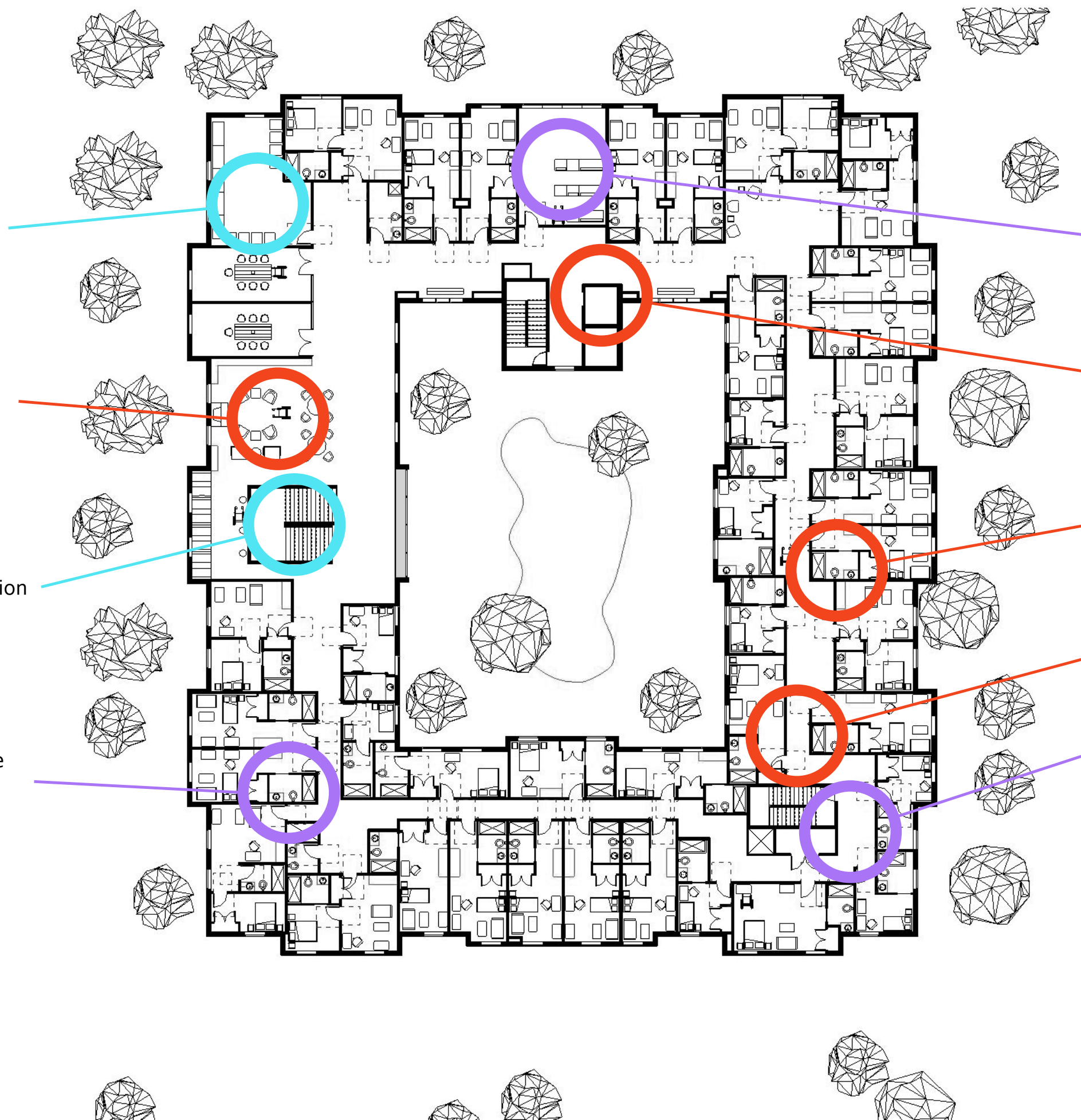
Curbless shower stalls with grab bars, adjustable fixtures, and flip-down benches

Physical:

Extra wide corridors to allow for two wheelchair passing

Diversity:

Neutral color palette throughout

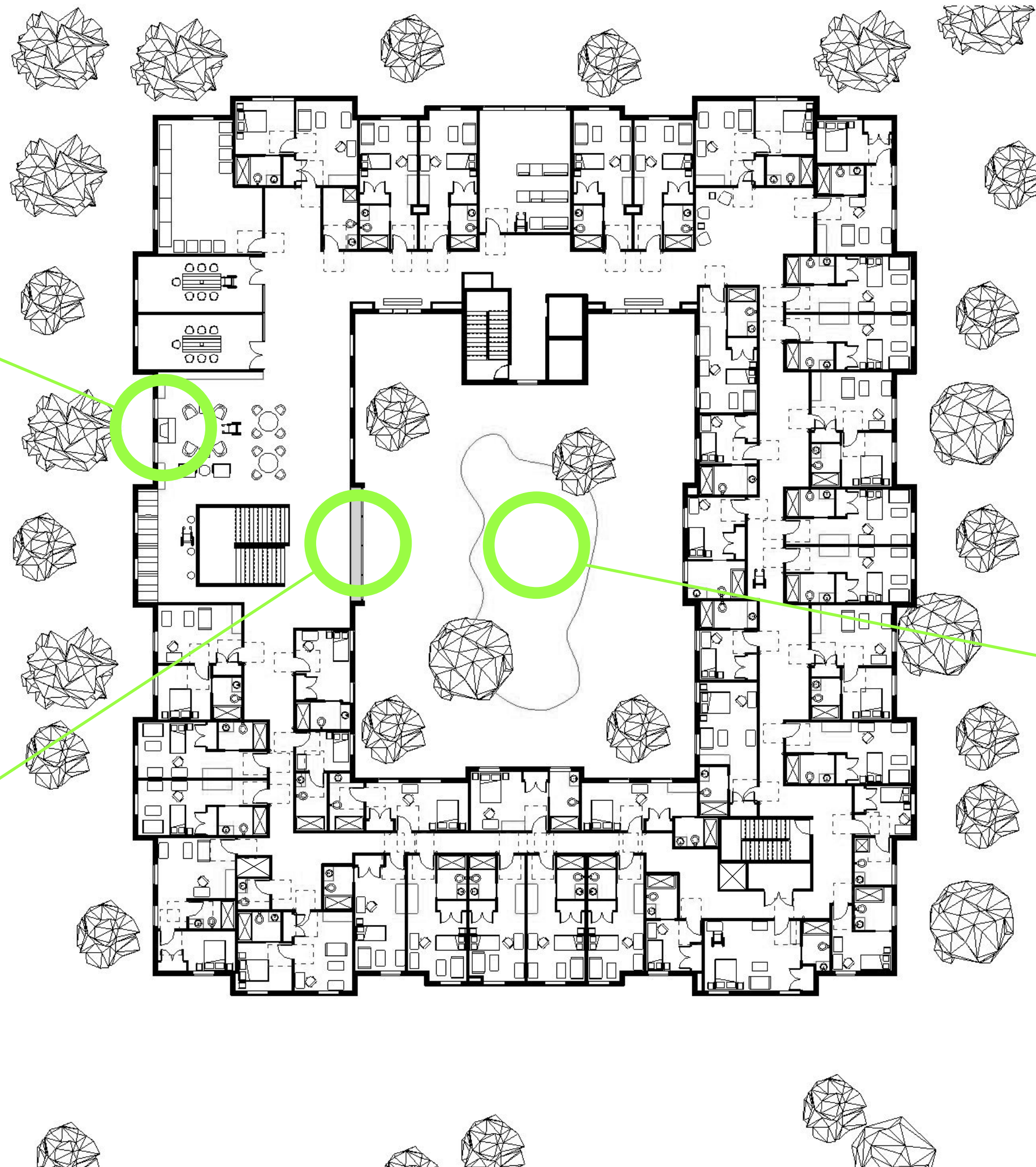


3rd Floor Wellness Design

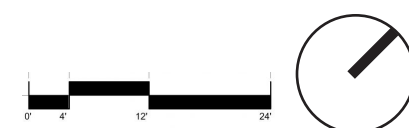
Comforting warmth and aesthetically engaging fireplace



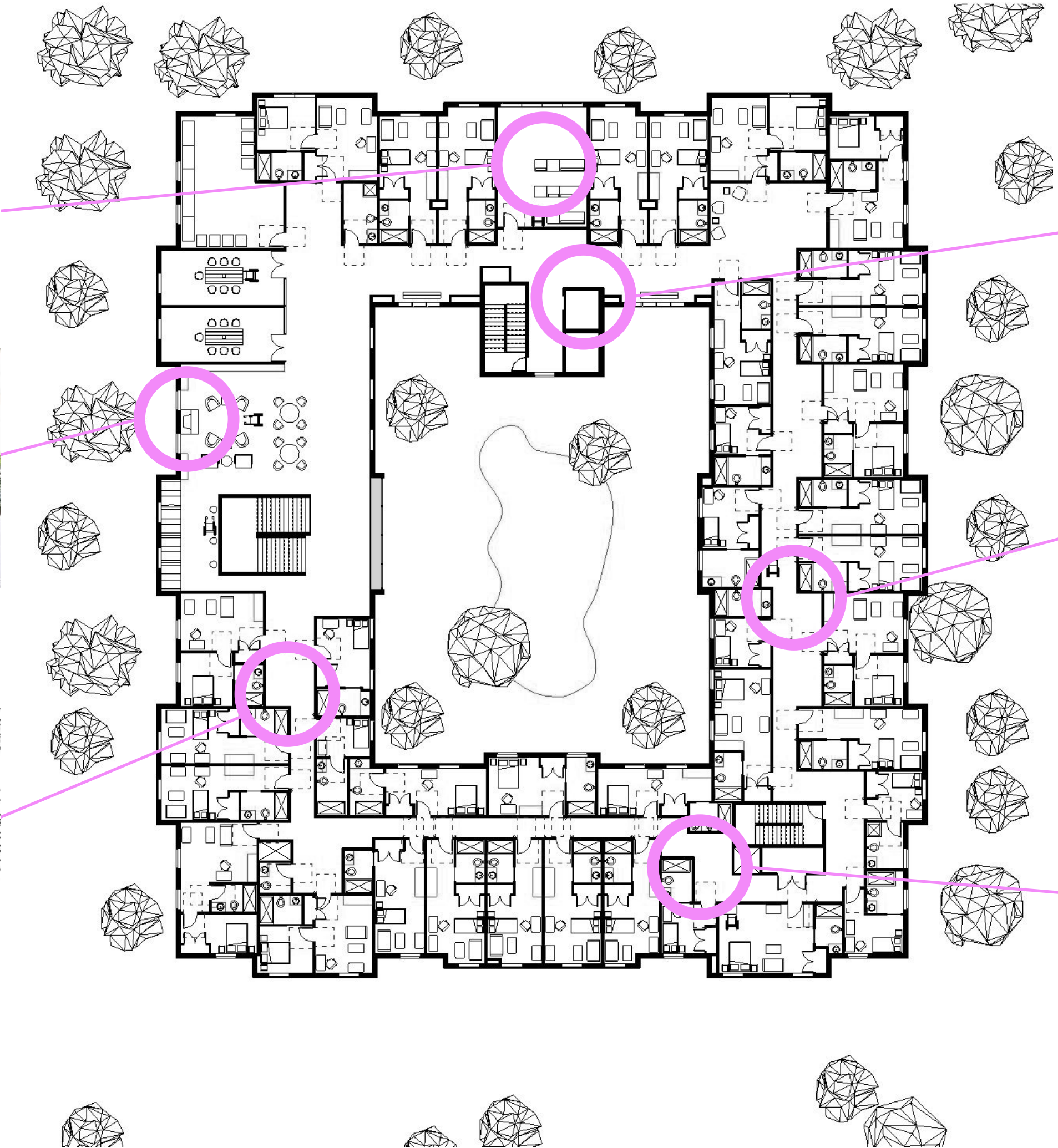
3-story high glazing to let in sunlight from the courtyard



Pond with fountain in courtyard



3rd Floor Art Selection




Furniture+Finishes




Luufa Acoustic Wall Panel



Artistic Tile Ambra Gris Fireplace Surround



Standard Textiles Crossroads Upholstery



Bart Halpern Woolshire Upholstery



Silver State Inc. Dunes Upholstery




Turf Swell Acoustic Ceiling Block



Luna Textiles Switchback Upholstery



Paul Brayton Designs Canopy Upholstery



Artistic Tile Canyon Dark Tile



Townsend Leather Arturo Fuente



Vibia Halo Circle Suspended Lamp



Wayfinding Mural



Haworth SE04



Haworth Archibald



Haworth Bac



Haworth BuzziBalance

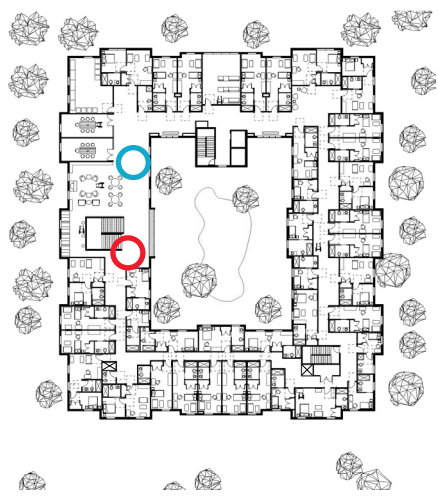


Haworth GranTorino HB



Haworth Ginger

Sketches



 Communication Stair



 Library



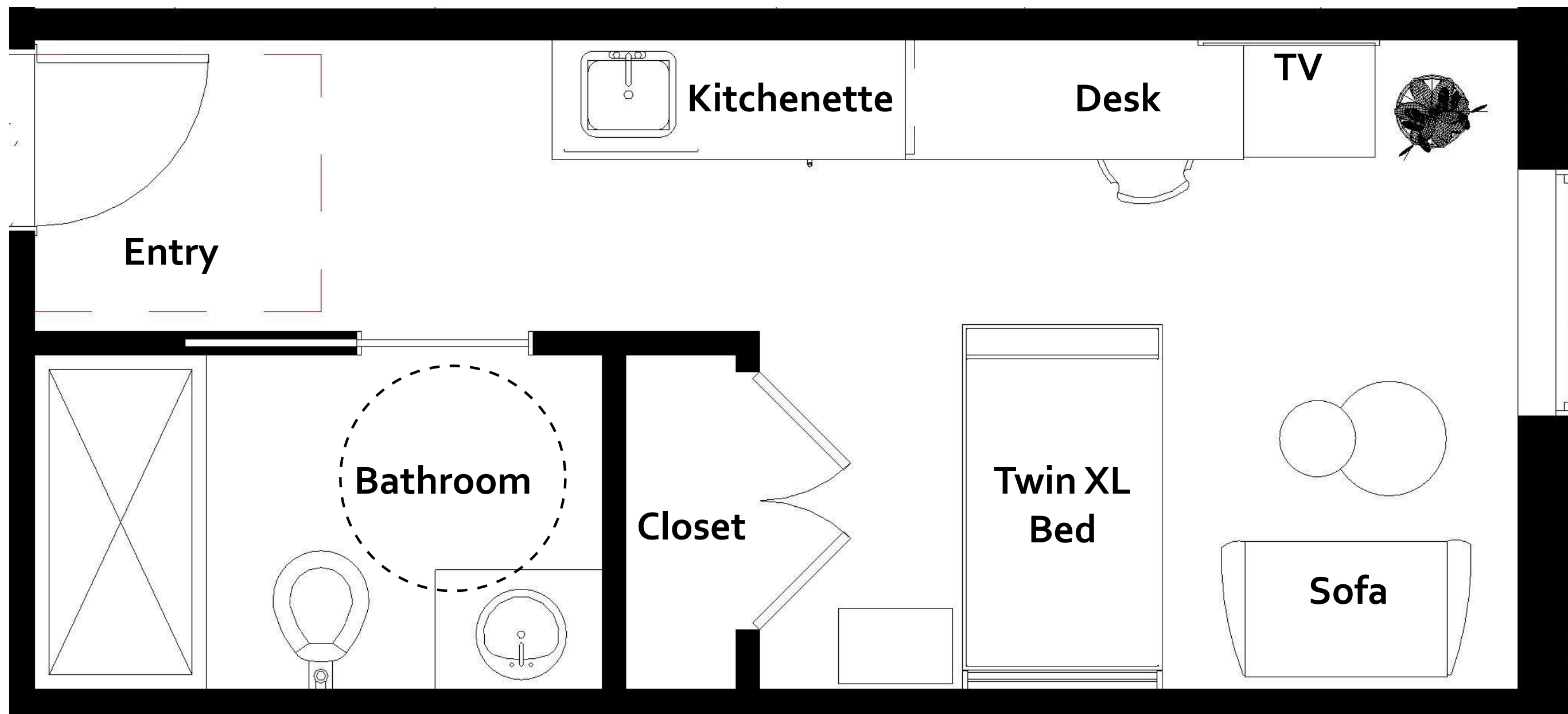
Typ. Residence

MACK
Co-Operative

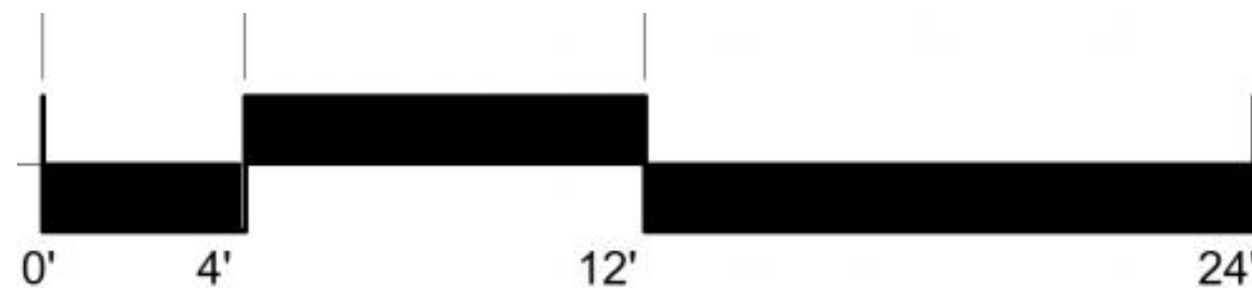
est.2020




Typ. Residence Floor Plan



Typical Unit
325sf




Furniture+Finishes



Bart Halpern Woolshire
Upholstery




Dark Cherry Wood
Veneer Casework




Elemental Heavy Acute
Solid Surface




Floor and Decor Stark
Greige Laminate



DesignTex Ikat Dot
Wallcovering



Bernhardt Textiles Rogue
Leather Upholstery



Silver State Inc.
Boardwalk Upholstery



CF Stinson Mica
Upholstery



Fabric Innovations
Milkyway Linens



Zinus Suzanne Metal and Wood Platform
Bed Frame with Headboard



Haworth BuzziNordic ST200 Love Seat

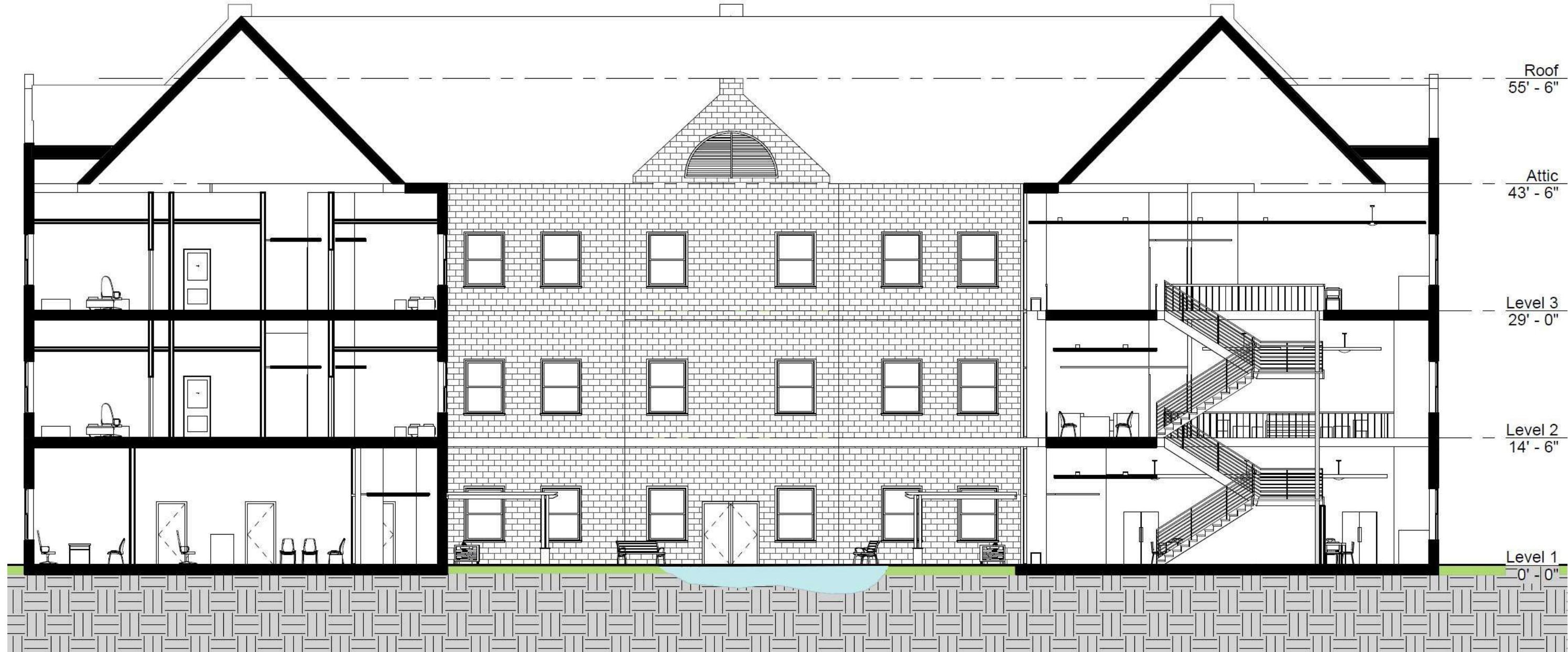
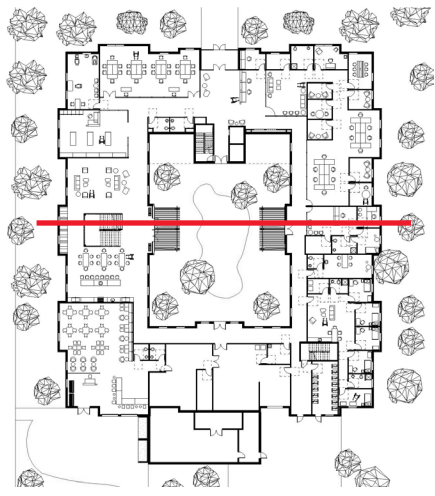


Haworth Juli Desk Chair

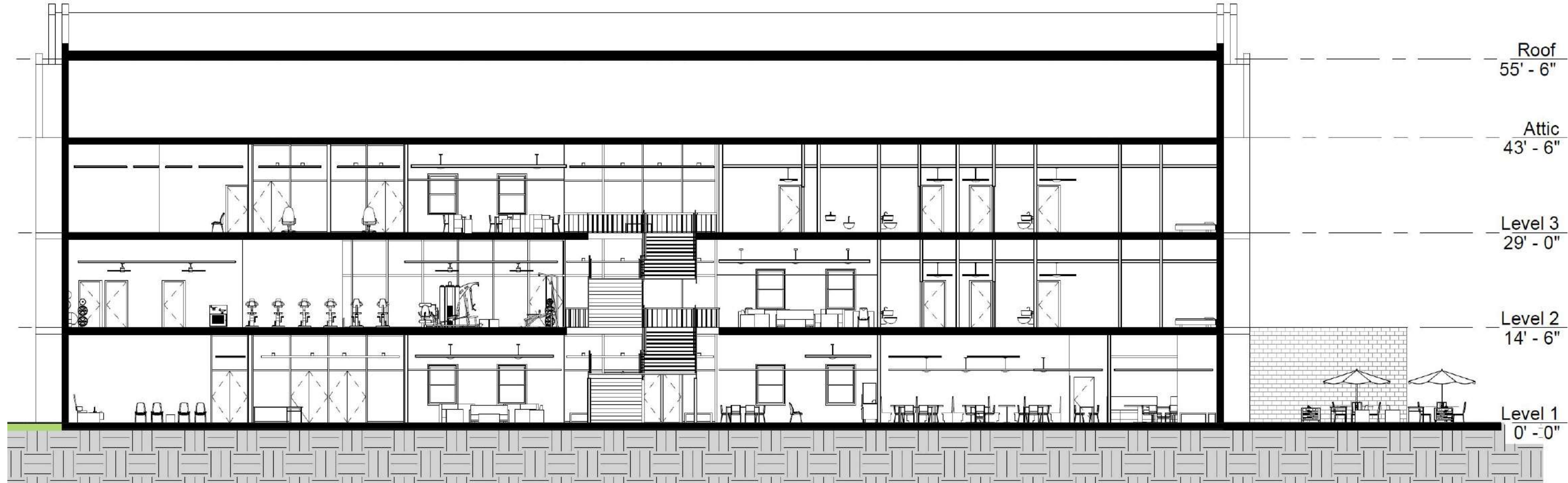
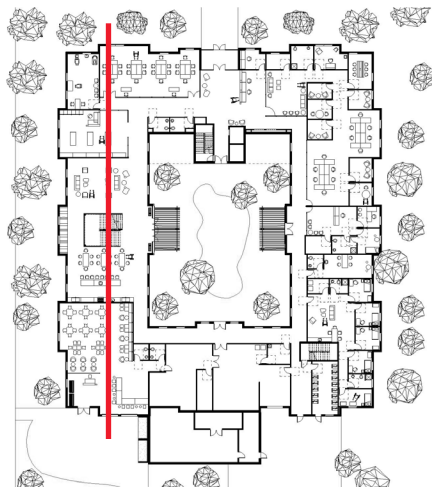


Haworth Openest Sprig Circle Table

Section A



Section B



Research:

<https://www.mayoclinic.org/diseases-conditions/depression/in-depth/depression-and-exercise/art-20046495>

<https://www.health.harvard.edu/mind-and-mood/exercise-is-an-all-natural-treatment-to-fight-depression>

<https://www.ncbi.nlm.nih.gov/pmc/articles/PMC2760412/>

<https://www.psychologytoday.com/us/blog/the-athletes-way/201510/face-face-social-contact-reduces-risk-depression>

<https://www.ncbi.nlm.nih.gov/pmc/articles/PMC2860146/>

<https://www.cdc.gov/healthyplaces/healthtopics/mental.htm>

Furniture:

<https://www.materialbank.com/>

<https://grandrapidschair.com/>

<https://www.vibia.com/us/usa/>

<https://www.allermuir.com/>

<https://www.haworth.com/home>

<https://www.falconproducts.com>

<https://www.landscapeforms.com/en-US>

<https://grandrapidschair.com>

<https://allposters.com>

<https://zinus.com>

Logo Design:

Zahra Fardin

Honor Code:

"I have neither given nor received unauthorized aid in completing this work, nor have I presented someone else's work as my own."